

Motor Vehicle Procedure Manual

Title and Lien

Application for Certificate of Title for a Rebuilt Motor Vehicle, Mobile Home, or Motorcycle Previously Declared Salvage or Junk

Table of Contents

Legal Authority	1
Description and Use	2
General Information	3
Documentation Required and Special Instruction	3
Miscellaneous Information	9
Revision (s) to Procedure	13
Exhibit A Rebuilt Vehicle Checklist	15
Exhibit B Special Branded Titles or Salvage Titles/Certificates Issued	17
Exhibit C, (1) Car	19
Exhibit C, (2) Floor Plan	20
Exhibit C, (3) Engine	21
Exhibit C, (4) Frame	22
Exhibit C, Cowl Side/Cowl Top	23
Exhibit D, Motorcycle Frame	24
Exhibit E, Mobile Home Major Component Parts Frame	25

Legal Authority

[Section 319.14\(1\)\(b\), Florida Statutes](#), provides that no person shall knowingly offer for sale, sell, or exchange a rebuilt motor vehicle until the department has stamped in a conspicuous place on the certificate of title for the motor vehicle words stating that the vehicle has been rebuilt, unless proper application for a certificate of title for a rebuilt motor vehicle has been made to the department in accordance with this chapter and the department has conducted the physical examination of the motor vehicle to assure identity of the motor vehicle and all

major component parts, as defined in [s. 319.30\(1\)\(e\)](#), which have been repaired or replaced. Thereafter, the department shall affix a decal to the vehicle, in the manner prescribed by the department, showing the vehicle to be rebuilt.

[Section 319.14\(1\)\(c\)\(3\), Florida Statutes](#), reads: “Rebuilt vehicle” means a motor vehicle or mobile home built from “salvage” or “junk,” as defined in [section 319.30\(1\), Florida Statutes](#).

[Section 319.14\(6\), Florida Statutes](#), reads: “Any person who removes a rebuilt decal from a rebuilt vehicle with the intent to conceal the rebuilt status of the vehicle commits a felony of the third degree, punishable as provided in [s. 775.082](#), or [s. 775.084](#).”

[Section 319.141, Florida Statutes](#), Rebuilt motor vehicle inspection program.

[Section 319.141\(2\), Florida Statutes](#), effective October 1, 2022, the department shall implement a PRVIP program in Bay, Broward, Duval, Escambia, Hillsborough, Leon, Manatee, Marion, Miami-Dade, Orange, Palm Beach, and Volusia Counties for rebuilt inspection services offered by private sector participants.

[Section 319.23, Florida Statutes](#), provides for the application for and issuance of certificates of title for rebuilt motor vehicles. The words “rebuilt and may have previously been declared a total loss vehicle due to damage” shall be stamped in a conspicuous place on the title.

[Section 319.30\(1\)\(i\), Florida Statutes](#), defines “late model vehicle” as a motor vehicle that has a manufacturer’s model year of 7 years or newer.

[Section 319.30\(3\)\(b\), Florida Statutes](#), provides for the issuance of a certificate of destruction in lieu of a salvage unrebuildable title. Motor vehicles or mobile homes with certificates of destruction (or salvage unrebuildable titles issued prior to 10/01/00) are only good for parts or scrap. When such motor vehicle or mobile home is disassembled and acquired for parts, such parts may be used in assembly of various motor vehicles.

Description and Use

This procedure provides information and instructions to assist employees of the tax collector, license plate agent, Private Rebuilt Vehicle Inspection Program (PRVIP) and Florida Highway Safety and Motor Vehicles (FLHSMV) in processing certificate of title applications for rebuilt vehicles previously declared salvage or junk.

General Information

Motor vehicles, motorcycles, or mobile homes must be in their rebuilt state before applying for a rebuilt title. Rebuilt applications must be submitted to a FLHSMV Bureau of Dealer Services (BDS) Regional Office or a Private Rebuilt Vehicle Inspection Program (PRVIP) facility.

If a dealer rebuilds a vehicle which has a salvage rebuildable title, they must apply for a rebuilt title in their name prior to selling it. The customer should be prepared to give the Regional Office Compliance Examiner or a PRVIP Inspector all the original documents, plus one set of photocopies and a 5x7 or 8x10 inch envelope.

If the application is accepted, a “Rebuilt” decal will be assigned and affixed to the vehicle. If the application is rejected, the Regional Office Compliance Examiner or a PRVIP will hold the paperwork until the reason for the rejection has been satisfied. A rebuilt decal shall not be affixed until a “pass” rebuilt inspection is completed. The customer will be charged an inspection fee of \$40. If the vehicle fails inspection, there will be a \$20 fee charged for each additional inspection needed.

When the title transaction is processed, the processing agency must enter the following information in the “Comment Desc.” field:

- a. The region number for the regional office or the county/agency code of the PRVIP that inspected the vehicle.
- b. The rebuilt decal number, which was affixed to the vehicle.

Documentation Required and Special Instruction

- A. After the provisions of [Section 319.23, Florida Statutes](#), have been met, the following documents must be submitted to a Regional Office Compliance Examiner to be screened.

1. Proof of Ownership

- Florida motor vehicles classified as “Total Loss” prior to January 1, 1990, required the signed bill of sale from the insurance company that declared the motor vehicle as salvage, or from the registered owner to the salvage buyer, in chain, to the customer. The bill of sale must show the vehicle description including the year, make and vehicle identification number (VIN).

- Florida rebuildable motor vehicles classified as “Total Loss” on or after January 1990, require the Florida certificate of title branded “Salvage Rebuildable.”

c. The out-of-state proof of ownership branded “Salvage:”

- A rebuilt certificate of title must be applied for if the out-of- state proof of ownership was issued branded “Salvage” because of a total loss due to damage.

If the motor vehicle was purchased in rebuilt and road operable condition, an affidavit stating that fact is required. Please refer to form [HSMV 84490, Statement of Builder.](#)

A vehicle in road operable condition is defined as: A vehicle which meets all federal and state safety regulations and is safe to drive on the streets and highways of this state.

- If out-of-state proof of ownership is issued showing “Rebuilt, Reconstructed, etc.”, the Florida certificate of title will be issued branded “Rebuilt.” No rebuilt decal will be assigned.
- If the vehicle was a total theft loss recovered intact and in road operable condition, an original letterhead affidavit must be submitted from the insurance company stating that fact. A clear title will be issued. The “Rebuilt” procedure would not be followed.

If the insurance company makes the above statement on their letterhead affidavit, yet the vehicle shows substantial damage requiring major component parts to be repaired or replaced, it should be treated as a rebuildable and therefore the rebuilt procedure would apply.

If an application for an original certificate of title is in the name of the insurance company, it must be determined if the vehicle was a prior recovered, intact theft or total loss due to damage.

A statement on letterhead from the insurance company stating the reason their name is on the out-of-state title must be submitted to determine if there was no damage, or if there is damage, that would require a rebuilt vehicle inspection process (Ref: [TL-36](#) & [TL-37](#)).

or,

- Verification of ownership and lien status information from the motor vehicle division of the state of previous registration. Verification maybe one of the following:
- A computer-generated printout from the out-of-state motor vehicle division.
- A letter on original letterhead stationery from the out-of-state motor vehicle division.
- A photocopy of the teletype printout or a statement which shows the ownership and lienholder information, the name of the law enforcement agency and the official's name who provided the verification information. This information will be verified by the Regional Office Compliance Examiner.
- A photocopy of the current out-of-state certificate of title.

2. Form [HSMV 82040, Application for Certificate of Title with/without Registration](#).

3. If the motor vehicle was previously titled out-of-state, also include: Form [HSMV 82042, Vehicle Identification Number and Odometer Verification](#), completed by the retail purchaser(s) with the motor vehicle identification number verified by one of the four officials shown on the lower portion of the form.

Form [HSMV 82040, Application for Certificate of Title with/without Registration](#), may be used in lieu of the above listed form.

or,

An affidavit from the seller(s) and the purchaser(s) verifying that the VIN shown on the affidavit is identical to the VIN shown on the motor vehicle. Verification is not required on any new motor vehicle sold by a licensed motor vehicle dealer; any mobile home; any trailer or semi-trailer with a net weight of less than 2,000 pounds; or any travel trailer, camping trailer, truck camper, or fifth-wheel recreation trailer.

4. Form [HSMV 84490, Statement of Builder](#), must be completed by the customer and the Regional Office Compliance Examiner or a PRVIP Inspector.
5. The original bills of sale or receipts with the name, address, and signature of the seller for all major component parts. A signature is not required on a business receipt. The identification number for each major component part used to build the motor vehicle/motorcycle must be shown on the bill of sale/receipt for that part. If that part has its own serial number (engines, transmissions, etc.), the serial number of the part should be on the bill of sale/receipt as well. The bill of sale/receipt should specifically describe the part (i.e., engine, transmission, airbag, etc.). The bill of sale or receipt for any engine must also include the year of the engine. Receipts/bills of sale must be in the name of the customer/rebuilder. It is understood that some businesses may purchase many parts from a manufacturer or other resources and the method of payment is C.O.D.; however, payment still must be made and therefore, must be supplied as proof to ensure the purchase was completed. This could be presented in various forms confirming the part/s were purchased and therefore legitimately used in the rebuilding process. The preferred method is an invoice marked as “paid” or a zero balance.
 - a. Motor vehicle major component parts are defined as:
 - Any fender, hood, and bumper.
 - The cowl assembly or fire wall (the top portion of the front part of an Automobile body, supporting the windshield and dashboard).
 - The rear quarter panel, trunk lid, door, decklid, and floor pan.

- The engine (a machine that converts energy into mechanical motion; the source of power).
 - The frame (an open structure or rim encasing, holding, or bordering).
 - The transmission (an automotive assembly of gears and associated parts by which power is transmitted from the engine to a driving axle; a system of gears).
 - The catalytic converter.
 - The airbag.
- b. Truck major component parts are defined as all the above listed parts and any truck bed, including dump, wrecker, crane, mixer, cargo box or any bed, which mount to a truck frame.
- c. Motorcycle major component parts are defined as:
- The body assembly (frame, fenders, and gas tanks) or any single part of the body assembly.
 - Harley Davidson frames prior to 1970 do not have vehicle identification numbers. Bills of sale for these frames are acceptable. This does not include other makes.
 - The engine (a machine that converts energy into mechanical motion; the source of power) means cylinder block, heads, engine case and crank case.
 - The transmission (an automotive assembly of gears and associated parts by which power is transmitted from the engine to a driving axle; a system of gears) means drivetrain.

A manufacturer's Certificate of Origin (MCO) for a crankcase or transmission case does not do away with the requirement for a bill of sale or receipt for the engine or transmission.

- The front fork assembly (or any single part of the front fork assembly).
 - Wheels.
- d. Mobile home major component parts are defined as the frame.

If the required bills of sale or receipts cannot be obtained, see Procedure TL-07

6. Photographs of the entire motor vehicle, mobile home, or motorcycle in its wrecked condition from at least two angles, in focus, showing all damage that was done to the vehicle. The Regional Office Compliance Examiner or PRVIP Inspector may also request a photocopy of the insurance adjuster's report or the repair estimate of the vehicle damage (in addition to the photographs) if they deem necessary.
7. Florida sales tax or specify the sales tax exemption information on form [HSMV 82040, Application for Certificate of Title with/without Registration](#). Sales tax must be collected according to the purchase price of the motor vehicle and the purchase price of all component part bills of sale/receipts where sales tax was not already collected.
8. All title fees should be submitted to the Tax Collector's office or a license plate agent. The customer will be given original forms [HSMV 82040](#), and [HSMV 84490](#), photocopies of all bills of sale/receipts for all major component parts, and proof of the salvaged vehicle reported to NMVTIS (National Motor Vehicle Title Information System) when applicable, which must be presented to the Tax Collector's office or license plate agent.

The documentation will be stamped with the Regional Stamp (front & back of all documents where there is information recorded) in a 5x7 or 8x10 envelope which has been sealed by the Compliance Examiner. The examiner will place their regional stamp over the sealed area of the envelope.

If the rebuilt inspection was conducted at a PRVIP Facility, the documents will be stamped reflecting the PRVIP county/agency code and their stamp over the sealed area of the envelope.

If the seal appears to be broken, do not accept the documentation in the envelope. They must be referred back to the Regional Office or PRVIP facility. If the envelope is acceptable, the Tax Collector personnel must verify that the bills of sale submitted to them are the same number as those indicated on form [HSMV 84490](#), Statement of Builder. At that time the customer can transfer or purchase a metal license plate.

All documentation must be submitted to FLHSMV by the Tax Collector's office or license plate agent. If the application is processed in the Regional Office, all documentation must be submitted to FLHSMV for imaging. Please see the below mailing address:

FLHSMV High Speed Scanning Unit
2928 Apalachee Parkway MS #71
Tallahassee, FL 32399-0500.

- B. Certificates of title branded or stamped "Water Damage" or "Flood Damage" or Dealer/Customer Requesting a "Flood vehicle brand."
- When the Florida certificate of title or out-of-state proof of ownership is physically STAMPED "Water Damage" or "Flood Damage", comply with section documentation, of this procedure and submit an affidavit stating no major component parts were replaced on the vehicle, if applicable.
 - When the out-of-state proof of ownership has been issued showing the **BRAND** "Water Damage" or "Flood Damage", the Florida certificate of title will be issued showing the **BRAND** "Flood Damaged" and will be carried forward on all subsequent certificates of title for the life of the motor vehicle.
 - When a dealer or customer knows a motor vehicle or mobile home has sustained water damage and wishes to brand it as "Flood Damaged," they must submit an affidavit affirming the water damage along with the title and application for title, if necessary.

Miscellaneous Information

- A. Assigned "Rebuilt" decals must be placed in the driver's door jam in a conspicuous place (visible) for motor vehicles and as near as possible to the right-side frame down tube for motorcycles. The assigned decal must be placed in the main door jam, hinge

side, just below the lower hinge on mobile homes. Decals must not be placed on a removable part.

- B. Remove the red and white decal from the clear laminate strip and affix. Slice through the decal before placing the clear laminate strip on top of the decal. If any previous rebuilt decals appear on the vehicle, they are to remain.
- C. Customers are responsible for scheduling an appointment with the Regional Office or PRVIP facility serving the customer's Florida county of residence for examination of the documents and placement of the assigned "Rebuilt" decal.
- D. A ten (10) day temporary license plate may be issued when a motor vehicle must be inspected for the purpose of applying for a Florida certificate of title or for registration purposes (Refer to [RS-31](#) for additional information).
- E. If a customer applying for a certificate of title to a rebuilt motor vehicle is no longer a legal resident of the state of Florida, a decal will not be assigned, and a Florida certificate of title will not be issued.
- F. In the event the original factory VIN plate has been removed from the motor vehicle, a rebuilt inspection may not be conducted. The customer must contact a Regional Office, serving the customer's Florida county of residence, to schedule an appointment for a confidential inspection of the vehicle. Once the vehicle is inspected by a Compliance Examiner, a replacement vehicle identification decal shall be ordered. When the decal is received at the Regional Office, the customer shall be notified to bring the vehicle back to the Regional Office so the replacement VIN decal can be affixed. This service is only provided through a BDS Regional Office. A PRVIP facility inspector may only conduct a rebuilt vehicle inspection after the customer has completed the replacement decal process.
- G. When a motor vehicle is involved in an accident and the insurance company and owner agree to repair (rather than replace) the vehicle, however the owner is dissatisfied and demands the insurance company pay him/her to replace the vehicle, then the insurance company agrees and pays the owner for the vehicle and applies for a salvage rebuildable title in their name. When the vehicle is sold to a retail customer, the

insurance company must give them an original letterhead affidavit stating these facts so the customer may apply for a rebuilt title in their name.

- H. If the ONLY part replaced on a motor vehicle is a dash, it is NOT considered to be a Rebuilt or an ASPT motor vehicle. The purchaser should receive a bill of sale from the seller for the part (dash) taken from a junked motor vehicle. A Regional Office Compliance Examiner should be contacted to make a physical examination of the motor vehicle.

The customer should submit a photocopy of the front and back of their certificate of title (which will remain unchanged) and a photocopy of the bill of sale for the replacement part (dash) to a Regional Office Compliance Examiner. If the replacement part (dash) still has an identification number, it shall be removed from the junked motor vehicle and presented to the Compliance Examiner for destruction. The manufacturer's vehicle identification number (VIN) plate from the vehicle being repaired will be installed on the replacement part (dash) so that the original VIN number remains the same with the vehicle being repaired. This is authorized per section [319.30\(5\)\(c\)](#).

The registered owner of the junked motor vehicle from which the part (dash) was taken, should submit the Florida certificate of title to the Tax Collector's office or FLHSMV. A notation of "Cancelled (Junked)" will be placed on the certificate of title records.

This service is only provided through a BDS Regional Office. A PRVIP Inspector may only conduct rebuilt vehicle inspections.

Sales tax must be collected according to the purchase price of the motor vehicle and the purchase price of all component part bills of sale where sales tax was not already collected.

See [TL-43](#) for additional information.

Form [HSMV 84490](#), Statement of Builder, will be completed by a Regional Office Compliance Examiner stating what the examination revealed, including the confidential number of the motor vehicle and that a replacement VIN decal was assigned and affixed to the vehicle.

- I. A Salvage “Rebuildable” or “Rebuildable Flood” certificate of title can be reassigned from the insurance company to a dealer on the back of the salvage certificate of title and may be reassigned from dealer to dealer as many times as necessary. When the dealer sells the motor vehicle to a non-dealer, the dealer is responsible for submitting the customer’s application for the salvage “Rebuildable,” or “Rebuildable Flood” certificate of title to the Tax Collector’s office within 30 days from the date of delivery. Form [HSMV 82363](#) must be completed and should be marked as salvage by owner. The estimation of fees in sections 5 or 6 would not be applicable, however, the “Rebuildable” or “Rebuildable Flood” block in one of these sections must be checked.
- J. If an insurance company transfers a salvage “Rebuildable” or “Rebuildable Flood” certificate of title back to the previous owner or a non-dealer, the previous owner or non-dealer may apply for a salvage “Rebuildable,” “Rebuildable Flood” or a “Rebuilt” certificate of title. If the previous owner or non-dealer applies for a salvage “Rebuildable” or “Rebuildable Flood” certificate of title, form [HSMV 82363](#) must be completed and should be marked as salvage by owner. The estimation of fees in sections 5 or 6 would not be applicable, however, the “Rebuildable” or “Rebuildable Flood” block in one of these sections must be checked.
- K. When ONLY the cab (regardless of the year and make) of a motor vehicle (non-branded title) has been replaced, the customer must contact a Regional Office for assistance. The motor vehicle will be considered as an ASPT and not a rebuilt. Therefore, the title will be branded as an "ASPT" and an FLA decal number will be assigned.
- L. A Private Rebuilt Vehicle Inspection Program (PRVIP) facility is authorized by FLHSMV through a memorandum of understanding that allows a private sector participant to conduct rebuilt motor vehicle inspections and specifies requirements for oversight, bonding and insurance, procedures, and forms and requires the electronic transmission of documents. These PRVIPs are issued and recognized by county/agency codes used for rebuilt inspection documentation. FLHSMV may examine all records pertaining to any inspection or related service performed under the rebuilt motor vehicle inspection program. The authorized PRVIP facilities are listed on [flhsmv.gov](#). The PRVIP facilities may conduct rebuilt vehicle inspections for any customer from various counties.

- M. **Effective October 1, 2022, the department shall implement a PRVIP program in Bay, Broward, Duval, Escambia, Hillsborough, Leon, Manatee, Marion, Miami-Dade, Orange, Palm Beach, and Volusia Counties for rebuilt inspection services offered by private sector participants.**
- N. A customer can locate an address and telephone number for the Regional Office assigned to their county by choosing the appropriate county at <https://www.flhsmv.gov/locations/>”.
- O. A documentation check list is attached to this procedure as Exhibit A.
- P. A chart for Special Branded Certificates of Title or Salvage Certificates/Titles Issued is attached as Exhibit B.
- Q. Pictures of major component parts for a motor vehicle are attached to this procedure as Exhibit C.
- R. A picture for major component parts for a motorcycle is attached as Exhibit D.
- S. A picture for major component parts for a mobile home is attached as Exhibit E.
- T. See Forms Appendix for a sample of the HSMV forms referred to in this procedure.
- U. If a PRVIP facility conducts the rebuilt vehicle inspection, then on form 84490, instead of a Region #, the PRVIP shall enter their county/agency code.

Revision (s) to Procedure

10/26/22: Added legal authority section 319.141 (2), Florida Statutes, and to letter (M). Effective October 1, 2022, the department shall implement a PRVIP program in Bay, Broward, Duval, Escambia, Hillsborough, Leon, Manatee, Marion, Miami-Dade, Orange, Palm Beach, and Volusia Counties for rebuilt inspection services offered by private sector participants.

09/16/21: Removed letter (E) from Miscellaneous Information.

02/18/21: Conducted statutory review. Added verbiage “Private Rebuilt Vehicle Inspection Program (PRVIP)” to “Description and Use” section. Changed “applicant to customer”. New

Revision Date: 10/26/22
Effective Date: Immediately

Page 13 of 25

verbiage added to sections II, III-A (1 & 5), III-A(8), IV-C, E, G, I, M, and U. Removed all references to 82041.

07/22/20: Added new language to (IV) section (E) Note. Added a Historical Revision section.

07/17/14: Updated information on pages 8 & 9.

06/14/10: Updated the list of major Components parts on page 4.

Exhibit A Rebuilt Vehicle Checklist

FLORIDA RECORD:

_____ Florida salvage
rebuildable title or
alternate proof of
ownership

_____ [HSMV 82040](#), Application for Certificate of Title With/Without Registration

_____ [HSMV 84490](#), Statement of Builder

_____ The original bills of sale and/or receipts for all component parts

_____ Photographs of the entire motor vehicle, mobile home or motorcycle in its
wrecked condition, from at least two angles, in focus, showing all damage that
was done to the vehicle.

- The Regional Compliance Examiner or PRVIP Inspector may also request a photocopy of the insurance adjuster's report or the repair estimate of the vehicle damage (in addition to the photographs), if they deem necessary.

_____ Florida sales tax or specify sales tax exemption information on [form HSMV 82040](#).

_____ All title fees.

WHEN OUT-OF-STATE TITLE SHOWS “SALVAGE”

_____ [HSMV 82040](#), Application for Certificate of Title With/Without Registration

_____ [HSMV 84490](#), Statement of Builder

_____ [HSMV 82042](#) for motor vehicles or the “VIN Verification” section on form
[HSMV 82040](#), completed.

_____ The original bills of sale and/or receipts for all component parts.

OUT-OF-STATE RECORD:

_____ Out-of-state proof
of ownership or alternate
proof of ownership

_____ [HSMV 82042](#) or the “Vin Verification”
section of form [HSMV 82040](#), completed

OR

_____ An affidavit stating the vehicle was rebuilt and road operable when purchased.

_____ Photographs of the entire motor vehicle, mobile home, or motorcycle in its wrecked condition, from at least two angles, in focus, showing all damage that was done to the vehicle.

- The Regional Compliance Examiner or PRVIP Inspector may also request a photocopy of the insurance adjuster's report or the repair estimate of the vehicle damage (in addition to the photographs), if they deem necessary.

_____ Florida sales tax or specify sales tax exemption information on form [HSMV 82040](#).

_____ All title fees.

- An initial inspection fee of \$40 will be charged; subsequent inspections fees (if applicable) are \$20 per inspection.
- When the “Rebuilt” decal has been affixed to the motor vehicle, the Regional Compliance Examiner or PRVIP Inspector will give the customer the original form [HSMV 82040](#), a photocopy of the [form HSMV 84490](#), Statement of Builder and photocopies of all bills of sale. The customer will take these documents to the tax collector's office or a license plate agency and apply for title. A license plate must be purchased, or a non-use affidavit be submitted.

Exhibit B Special Branded Titles or Salvage Titles/Certificates Issued

STATE	SALVAGE	RECONSTRUCTED	REBUILT
ALABAMA	B	B	B
ALASKA	N	B	N
ARIZONA	B	B	N
ARKANSAS	N	N	B
CALIFORNIA	S	N	N
COLORADO	B	B	B
CONNECTICUT	B	N	B
DELAWARE	S	B	B
DIST. OF COLUMBIA	B	N	B
FLORIDA	B	N	B
GEORGIA	B	N	B
HAWAII	B	B	B
IDAHO	S	B	N
ILLINOIS	S	N	B
INDIANA	B	N	B
IOWA	B	B	B
KANSAS	B	N	B
KENTUCKY	B	N	N
LOUISIANA	B	B	N
MAINE	B	B	B
MARYLAND	S	B & S	B & S
MASSACHUSETTS	B	B	N
MICHIGAN	S	S	B
MINNESOTA	B	B	B
MISSISSIPPI	B	N	B
MISSOURI	S	B	N
MONTANA	B	B	B
NEBRASKA	B	N	N
NEVADA	S	B	B
NEW HAMPSHIRE	B	B	B
NEW JERSEY	B	B	B
NEW MEXICO	B	B	B
NEW YORK	S	B	N
NORTH CAROLINA	B	B	B
NORTH DAKOTA	B	N	N

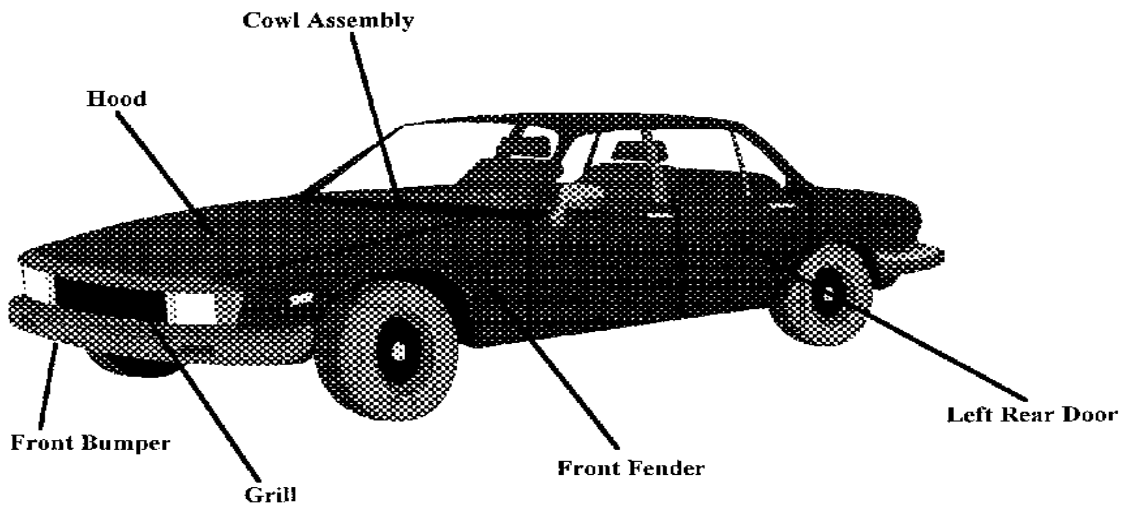
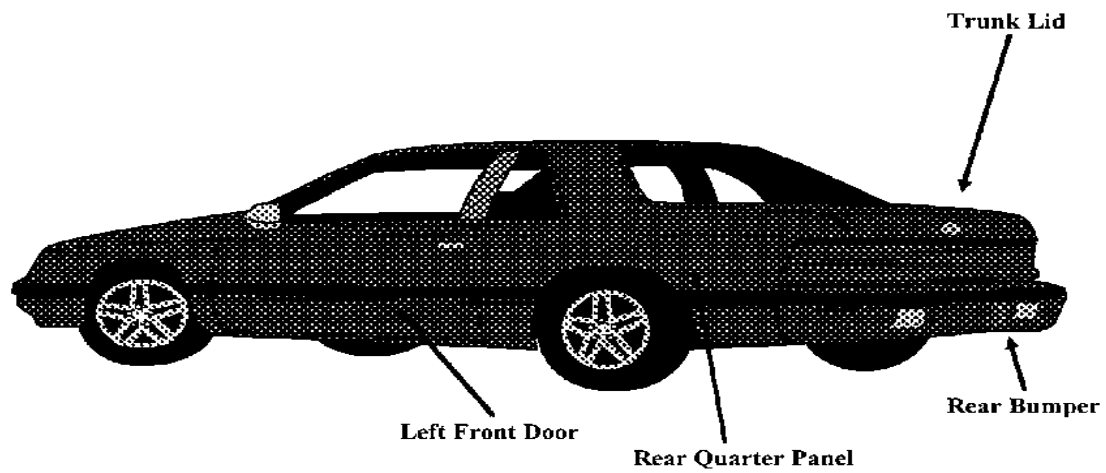
OHIO	S	B	B
OKLAHOMA	B & S	N	B & S
OREGON	S	B	N
PENNSYLVANIA	B	B	N
RHODE ISLAND	B & S	B	N
SOUTH CAROLINA	B	B	B
SOUTH DAKOTA	B	N	B
TENNESSEE	S	B	B
TEXAS	S	B	B
UTAH	S	B	B
VERMONT	B	B	B
VIRGINIA	B	B	B
WASHINGTON	N	N	B
WEST VIRGINIA	S	B	B
WISCONSIN	B	B	B
WYOMING	B	N	B

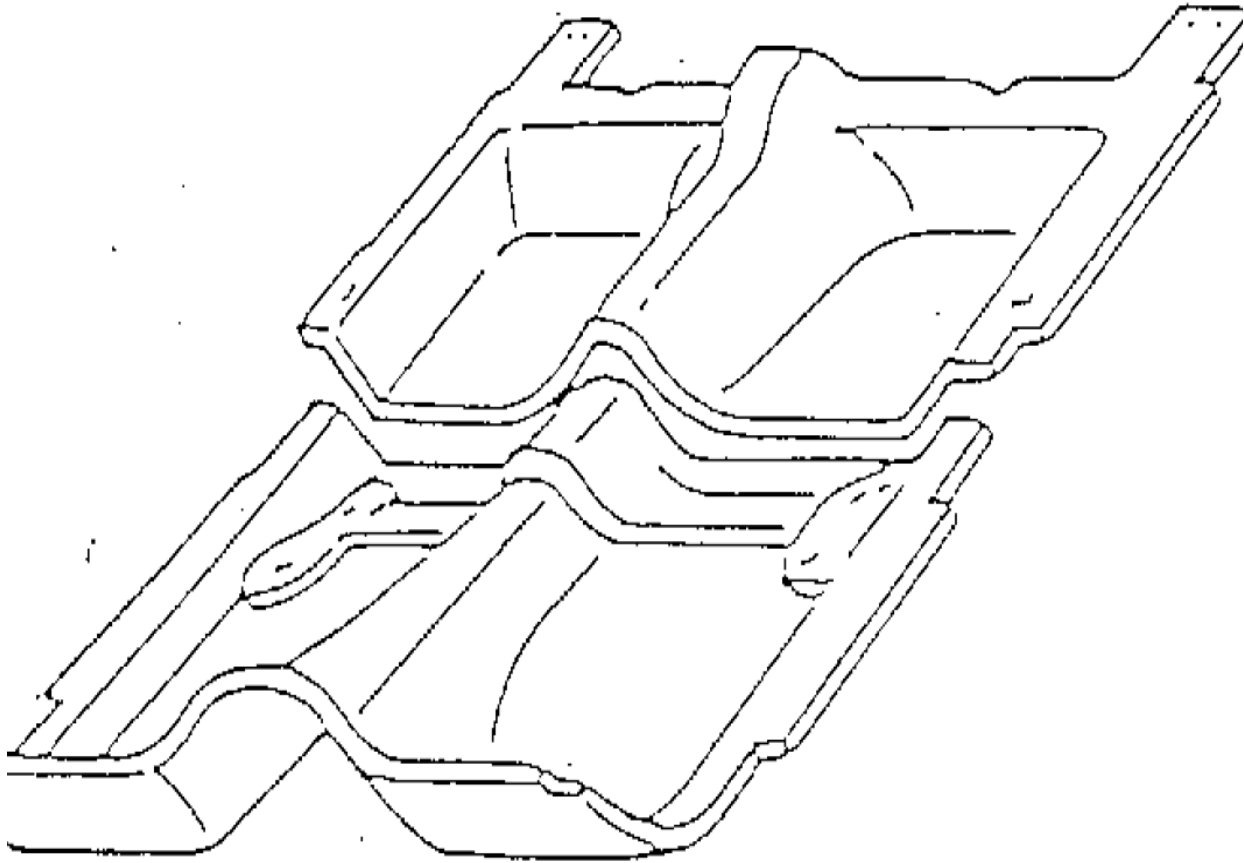
B=Title Branded

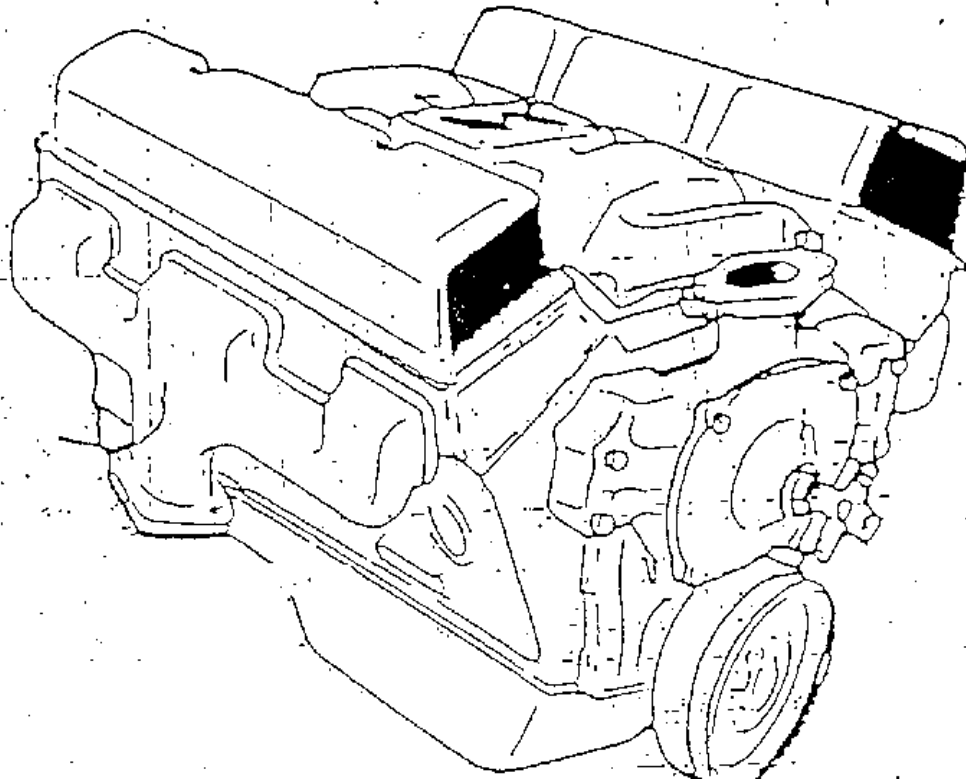
N=No Title or Brand Issued


S= Salvage Title/Certificate Issued

Exhibit C, (1) Car

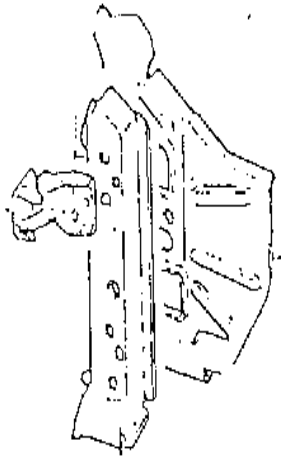








COWL SIDE



COWL TOP

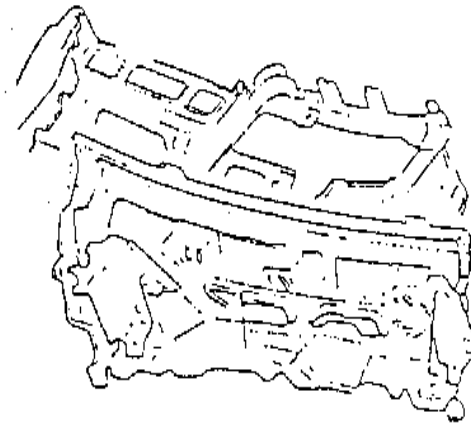


Exhibit D Motorcycle Frame

