


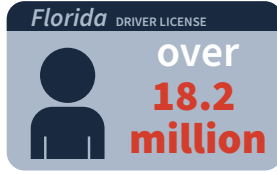
# BY THE NUMBERS

2023

Florida Department of Highway Safety and Motor Vehicles



23.6 million registered vehicles in Florida including 936,313 vessels



18.2 million licensed drivers in Florida

Over 19.6M (98.44%) Real ID Compliant (DL & ID)



1,984 Troopers kept our roads safe and



FLOW units participated in 996 events and processed over 30,191 transactions



Over 20 million people registered ECI

Troopers patrolled

over 45.9 million miles of the over 123,816 centerline miles of roads in Florida

Equal to driving around the earth



1,843 times

Troopers issued



220,908 WARNINGS

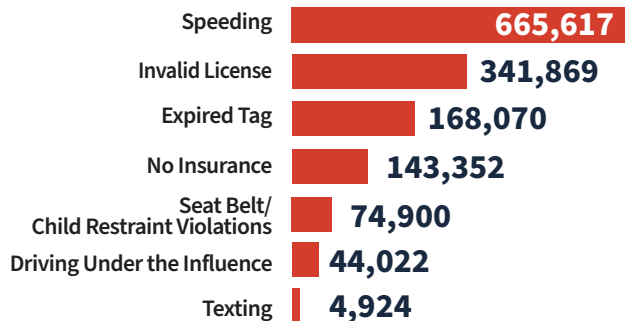


Troopers conducted


97,241

commercial vehicle inspections

In 2023, over 2.7 million traffic citations were issued; 17.69% by FHP



13,663 commercial vehicles and 7,214 commercial vehicle drivers placed out of service for safety violations



approx. 1.5 million New wheels on the road in Florida

\*2023 citation numbers are preliminary.  
\*2023 citation numbers as February, 2024.

# BY THE NUMBERS | 2023

Florida Department of Highway Safety and Motor Vehicles

\*Total crashes **713,801**



**393,460** codeable traffic crashes in Florida



Troopers worked **1,811** of the total **3,160** fatal crashes in Florida (**57.31%**)



**104,561** hit and run crashes involving **272** fatalities (8.04%)

**3,381** people were killed in vehicle crashes in 2023



**46,952** commercial motor vehicle crashes - **340** fatalities (10.06%)



**771** pedestrian fatalities (22.80%)



**20,329** self-reported crashes



**601** motorcycle fatalities (17.78%)



**219** bicycle fatalities (6.48%)

Traffic crashes occur most frequently on **FRIDAY at 4PM**



**4,952** alcohol confirmed crashes involving **258** confirmed fatalities (7.63%)

Total FHP crashes **176,117** (24.67%)



Troopers investigated **114,498** of the **393,460** codeable crashes in Florida (**29.10%**)




**396** drug confirmed crashes involving **207** confirmed fatalities (6.12%)



**237** drug & alcohol confirmed crashes involving **193** confirmed fatalities (5.71%)

**74,753** teen crashes  
**111** teen driver fatalities  
**63** teen passenger fatalities



(15-19)



**55%** fatal daytime crashes (6AM-7PM)



**45%** fatal nighttime crashes (7PM-6AM)

\*2023 citation numbers are preliminary.  
\*2023 citation numbers as February, 2024.