

Motorist Modernization Advisory Board – Phase II Meeting
Tuesday, August 8, 2023
2:30 to 4:00 PM
VIA: Microsoft Teams

Invitees



Stephen Boley
Capt. Jason Britt
Brett Saunders
Jay Levenstein
Steve Burch
Scott Lunsford
Sherri Smith
Sgt. Derek Joseph
TBD

Representing

FLHSMV
FLHSMV
FLHSMV
FLHSMV
FLHSMV
Florida Tax Collectors
Florida Tax Collectors
Law Enforcement
Law Enforcement

Agenda

- Roll Call
- Welcome
- Review and Approval of Last Meeting Minutes
- IV&V Update
- MM Phase II Program Update
 - Financial Review
 - Project Updates
- Stakeholder Outreach Update
- Communications Update
- Q&A
- Adjourn



Financial Update Motorist Modernization



Phase II LBR Requests

Fiscal Year	Total Request	Contractual Services	IV&V Services	Expenses	OCO
2017–2018	\$4,132,180	\$3,575,240	\$357,190	\$179,850	\$19,900
2018–2019	\$5,037,000	\$4,455,960	\$423,240	\$150,000	\$7,800
2019–2020	\$13,742,200	\$9,715,960	\$423,240	\$3,570,000	\$33,000
2020–2021	\$9,877,400	\$7,615,960	\$423,240	\$1,814,200	\$24,000
2021–2022	\$10,496,280	\$9,138,340	\$423,240	\$904,700	\$30,000
2022–2023	\$9,993,740	\$8,488,800	\$423,240	\$1,081,700	\$0
2023–2024	\$9,993,740	\$9,041,279	\$299,975	\$652,486	\$0
2024–2025	\$9,993,740	\$8,488,800	\$423,240	\$1,081,700	\$0
Phase II TOTAL	\$73,266,280	\$60,520,339	\$3,196,605	\$9,434,636	\$114,700

Phase II Fiscal Year 2023-2024 Spend Plan Summary

❖ Contractual Services

• Support Services (Accenture HSMV-0333-23)	\$6,500,000
• IFTA/IRP/Audit (Celtic Cross Holdings – HSMV-0286-20)	\$855,000
• Enterprise Content Management (Next Phase Solutions – HSMV-0293-20)	\$670,279
• Credential Service Provider/Mobile Driver License (mDL) (Thales – HSMV-0315-20)	\$400,000
• Staff Augmentation	\$616,000
	<u>\$9,041,279</u>

❖ Independent Verification & Validation Services (Ernst & Young HSMV-0528-23)	\$299,975
---	-----------

❖ Expense	\$652,486
-----------	-----------

❖ Total Budget	\$9,993,740
----------------	-------------

Phase II Fiscal Year 2023-2024

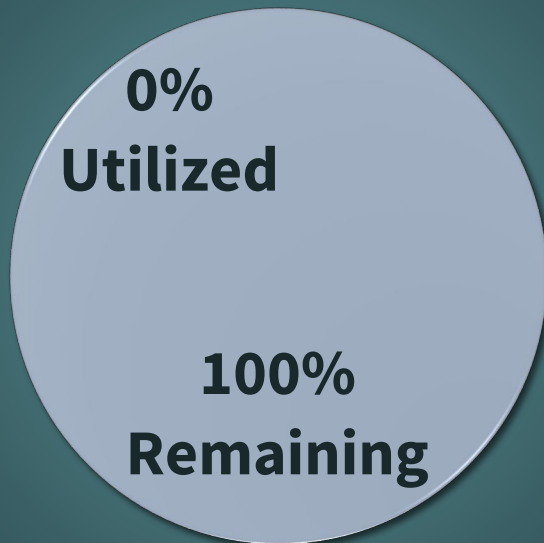
Budget vs Actual Spending

DESCRIPTION	BUDGET TOTAL	BUDGET TO DATE	ACTUALS TO DATE	VARIANCE
Fiscal Year to Date	\$9,993,740	\$133,294	\$129,390	2.93%
July 2023 Expenditures		\$133,294	\$129,390	2.93%
Remaining Funds	\$8,207,970			

Utilized and Remaining Budget

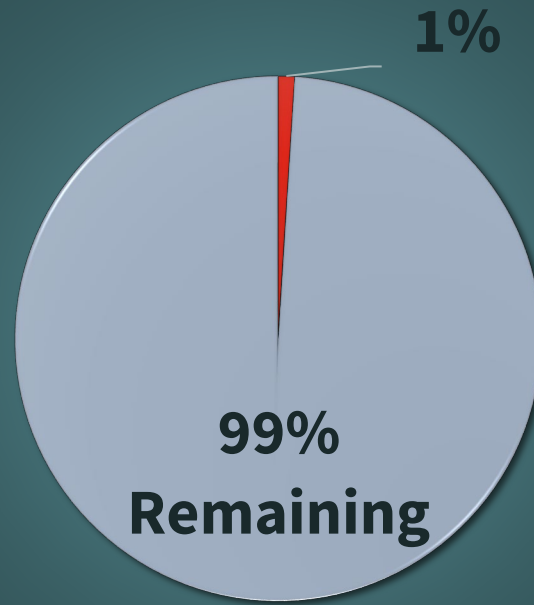
as of
July 31, 2023

Contractual Services



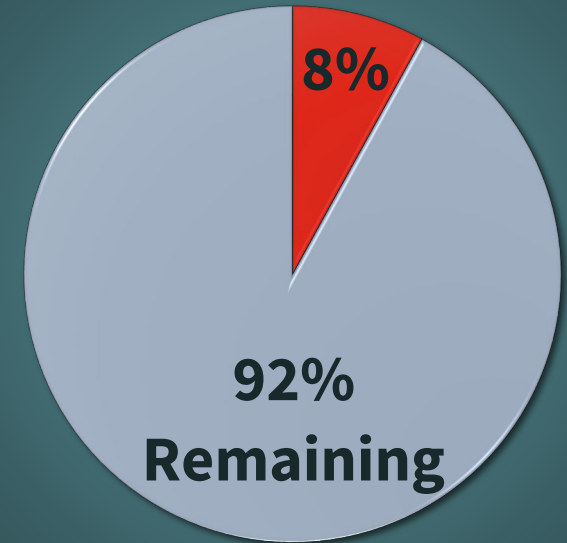
■ Utilized ■ Remaining

Expense



■ Utilized ■ Remaining ■ ■

IV&V



■ Utilized ■ Remaining

Motorist Modernization – Phase II: Office of Motorist Modernization
Weekly Status Report for the week ending *July 28, 2023*

Phase II - Stoplight Report - as of 07/28/2023

Team A - T&R Issuance

Current Sprint: Sprint 56 (*Ends 08/15/2023*)



Milestone:	N (05/02/2023)
Development:	Red
Testing:	Red
Business Actions:	Green
Technical Debt:	Green
Backlog Health:	Green

O (07/25/2023)
Red
Red
Green
Green
Red

P (10/31/2023)
Yellow
Yellow
Green
Green
Yellow

Full Backlog
Yellow
Yellow
Green
Green
Yellow

	Stories	Change	Dev Est	Dev	Stories
Not Started	-	↔	-	0.0%	0.0%
Refinement	1	↔	-	0.0%	0.2%
Development	10	↗	40	0.9%	2.0%
Testing	146	↗	1,664	37.3%	28.7%
Done	346	↗	2,670	59.9%	68.1%
Blocked	5	↗	87	1.9%	1.0%
Total:	508	↔	4,461		

Stories	Change	Dev Est	Dev	Stories
2	↔	8	0.3%	0.5%
183	↗	1,852	63.6%	49.9%
14	↗	32	1.1%	3.8%
27	↗	312	10.7%	7.4%
134	↗	644	22.1%	36.5%
7	↗	64	2.2%	1.9%
367	↔	2,912		

Stories	Change	Dev Est	Dev	Stories
252	N/A	3,043	78.9%	82.6%
-	N/A	464	12.0%	0.0%
-	N/A	-	0.0%	0.0%
-	N/A	-	0.0%	0.0%
53	N/A	352	9.1%	17.4%
-	N/A	-	0.0%	0.0%
305	N/A	3,859		

Stories	Change	Dev Est	Dev	Stories
605	↗	8,269	36.2%	25.0%
223	↗	2,320	10.2%	9.2%
25	↗	68	0.3%	1.0%
175	↗	1,980	8.7%	7.2%
1,382	↗	10,052	44.0%	57.1%
12	↗	151	0.7%	0.5%
2,422	↗	22,840		

Team B - MV Globals

Current Sprint: Sprint 56 (*Ends 08/16/2023*)



Milestone:	N (05/03/2023)
Development:	Red
Testing:	Red
Business Actions:	Green
Technical Debt:	Green
Backlog Health:	Green

O (07/26/2023)
Red
Red
Green
Green
Red

P (11/01/2023)
Yellow
Yellow
Green
Green
Yellow

Full Backlog
Yellow
Yellow
Green
Green
Yellow

	Stories	Change	Dev Est	Dev	Stories
Not Started	-	↔	-	0.0%	0.0%
Refinement	17	↗	160	11.7%	13.4%
Development	3	↗	40	2.9%	2.4%
Testing	6	↗	64	4.7%	4.7%
Done	97	↗	1,084	79.0%	76.4%
Blocked	4	↗	24	1.7%	3.1%
Total:	127	↔	1,372		

Stories	Change	Dev Est	Dev	Stories
24	↗	404	39.3%	36.4%
31	↗	544	52.9%	47.0%
2	↗	8	0.8%	3.0%
-	↗	-	0.0%	0.0%
9	↗	72	7.0%	13.6%
-	↗	-	0.0%	0.0%
66	↗	1,028		

Stories	Change	Dev Est	Dev	Stories
69	N/A	1,032	91.5%	90.8%
4	N/A	72	6.4%	5.3%
-	N/A	-	0.0%	0.0%
-	N/A	-	0.0%	0.0%
3	N/A	24	2.1%	3.9%
-	N/A	-	0.0%	0.0%
76	N/A	1,128		

Stories	Change	Dev Est	Dev	Stories
96	↗	2,156	22.1%	14.7%
52	↗	776	8.0%	8.0%
7	↗	48	0.5%	1.1%
7	↗	64	0.7%	1.1%
485	↗	6,684	68.5%	74.5%
4	↗	24	0.2%	0.6%
651	↗	9,752		

Portal/Fleet Team

Current Sprint: Sprint 51 (*Ends 08/17/2023*)



Milestone:	N (05/04/2023)
Development:	Red
Testing:	Red
Business Actions:	Green
Technical Debt:	Green
Backlog Health:	Green

O (07/27/2023)
Red
Red
Green
Green
Red

P (11/02/2023)
Yellow
Yellow
Green
Green
Yellow

Full Backlog
Yellow
Yellow
Green
Green
Yellow

	Stories	Change	Dev Est	Dev	Stories
Not Started	-	↔	-	0.0%	0.0%
Refinement	20	↗	140	20.6%	16.9%
Development	15	↗	96	14.1%	12.7%
Testing	10	↗	40	5.9%	8.5%
Done	72	↗	400	58.8%	61.0%
Blocked	1	↗	4	0.6%	0.8%
Total:	118	↔	680		

Stories	Change	Dev Est	Dev	Stories
97	↗	616	75.5%	72.9%
30	↗	165	20.2%	22.6%
4	↗	25	3.1%	3.0%
2	↗	10	1.2%	1.5%
-	↗	-	0.0%	0.0%
-	↗	-	0.0%	0.0%
133	↗	816		

Stories	Change	Dev Est	Dev	Stories
118	N/A	1,180	99.7%	99.2%
1	N/A	4	0.3%	0.8%
-	N/A	-	0.0%	0.0%
-	N/A	-	0.0%	0.0%
-	N/A	-	0.0%	0.0%
-	N/A	-	0.0%	0.0%
119	N/A	1,184		

Stories	Change	Dev Est	Dev	Stories
347	↗	2,984	52.9%	42.5%
51	↗	309	5.5%	6.3%
20	↗	117	2.1%	2.5%
13	↗	54	1.0%	1.6%
384	↗	2,170	38.5%	47.1%
1	↗	4	0.1%	0.1%
816	↗	5,638		

Motorist Modernization – Phase II: Office of Motorist Modernization
Weekly Status Report for the week ending *July 28, 2023*

Phase II - Stoplight Report - as of 07/28/2023

Enterprise Team

Current Sprint: Sprint 56 (*Ends 08/15/2023*)



Milestone:	Milestone N
Development:	Red
Testing:	Green
Business Actions:	Green
Technical Debt:	Green
Backlog Health:	Red

Milestone O
Green
Green
Green
Green
Green

Full Backlog
Yellow
Green
Green
Green
Yellow

	Stories	Change	Dev Est	Dev	Stories
Not Started	1	-1	n/a	n/a	-
Refinement	-	-	n/a	n/a	-
Development	2	-2	n/a	n/a	-
Testing	-	-	n/a	n/a	-
Done	1	+1	n/a	n/a	-
Blocked	-	-	n/a	n/a	-
Total:	4	-2	-	-	-

	Stories	Change	Dev Est	Dev	Stories
-	-	→	n/a	n/a	-
-	-	→	n/a	n/a	-
-	-	→	n/a	n/a	-
-	-	→	n/a	n/a	-
-	-	→	n/a	n/a	-
-	-	→	n/a	n/a	-

	Stories	Change	Dev Est	Dev	Stories
73	-3	→	n/a	n/a	58.9%
-	-	→	n/a	n/a	0.0%
3	-3	→	n/a	n/a	2.4%
-	-1	→	n/a	n/a	0.0%
47	+2	→	n/a	n/a	37.9%
1	-	→	n/a	n/a	0.8%
124	5	→	-	-	-

IFTA/IRP

Current Sprint: DEV Support Sprint 10 (*Ends 08/01/2023*)



Milestone:	O (07/25/2023)
Development:	Red
Testing:	Yellow
Business Actions:	Green
Technical Debt:	Green
Backlog Health:	Green

Full Backlog
Green
Green
Green
Green
Green

	Stories	Change	Dev Est	Dev	Stories
Not Started	-	-	0.0%	0.0%	0.0%
Refinement	-	-	0.0%	0.0%	0.0%
Development	1	→	50	33.3%	25.0%
Testing	1	→	0.0%	25.0%	0.0%
Done	1	→	50	33.3%	25.0%
Blocked	1	→	50	33.3%	25.0%
Total:	4	→	150	-	-

	Stories	Change	Dev Est	Dev	Stories
-	-	→	-	0.0%	0.0%
-	-	→	-	0.0%	0.0%
1	→	50	1.0%	0.5%	0.5%
1	→	-	0.0%	0.5%	0.5%
185	→	4,864	98.0%	98.4%	98.4%
1	→	50	1.0%	0.5%	0.5%
188	→	4,964	-	-	-

Florida Smart ID

Current Sprint: Phase III - Sprint 14 (*Ends 08/08/2023*)



Milestone:	E (TBD)
Development:	Green
Testing:	Green
Business Actions:	Green
Technical Debt:	Green
Backlog Health:	Green

Full Backlog
Green
Green
Green
Green
Green

	Stories	Change	Dev Est	Dev	Stories
Not Started	-	→	n/a	0.0%	0.0%
Refinement	9	→	-	n/a	64.3%
Development	-	→	-	n/a	0.0%
Testing	-	→	-	n/a	0.0%
Done	-	→	-	n/a	0.0%
Blocked	5	→	-	n/a	35.7%
Total:	14	→	-	-	-

	Stories	Change	Dev Est	Dev	Stories
0	→	-	n/a	0.0%	0.0%
9	→	-	n/a	4.5%	4.5%
0	→	-	n/a	0.0%	0.0%
0	→	-	n/a	0.0%	0.0%
184	→	-	n/a	92.9%	92.9%
5	→	-	n/a	2.5%	2.5%
198	→	-	-	-	-

Phase II - Stoplight Report - as of 07/21/2023

Team D - NMVTIS Reload

Current Sprint: Sprint 8 (Ends 07/25/2023)



Milestone:	N (04/18/2023)
Development:	Green
Testing:	Green
Business Actions:	Green
Technical Debt:	Green
Backlog Health:	Green

Full Backlog
Green
Green
Green
Green
Green

	Stories	Change	Dev Est	Dev	Stories
Not Started	-	-	n/a	n/a	0.0%
Refinement	13	-	n/a	n/a	81.3%
Development	1	-	n/a	n/a	6.3%
Testing	2	-	n/a	n/a	12.5%
Done	-	-	n/a	n/a	0.0%
Blocked	-	-	n/a	n/a	0.0%
Total:	16	-	-		

Stories	Change	Dev Est	Dev	Stories
-	-	n/a	n/a	0.0%
13	-	n/a	n/a	81.3%
1	-	n/a	n/a	6.3%
2	-	n/a	n/a	12.5%
-	-	n/a	n/a	0.0%
-	-	n/a	n/a	0.0%
16	-	-		