

**Motorist Modernization Advisory Board – Phase II Meeting**  
**Tuesday, July 12, 2022**  
**2:30 to 4:00 PM**  
**VIA: Microsoft Teams**

**Invitees**

Stephen Boley  
Capt. Jason Britt  
Brett Saunders  
Jay Levenstein  
Steve Burch  
Scott Lunsford  
Sherri Smith  
Sgt. Derek Joseph  
TBD

**Representing**

FLHSMV  
FLHSMV  
FLHSMV  
FLHSMV  
FLHSMV  
Florida Tax Collectors  
Florida Tax Collectors  
Law Enforcement  
Law Enforcement

**Agenda**

- Roll Call
- Welcome
- Review and Approval of Last Meeting Minutes
- IV&V Update
- MM Phase II Program Update
  - Financial Review
  - Project Updates
- Stakeholder Outreach Update
- Communications Update
- Q&A
- Adjourn

**Motorist Modernization Advisory Board – Phase II Meeting**  
**Tuesday, June 14, 2022**  
**2:30 to 4:00 PM**  
**VIA: Microsoft Teams**

**WELCOME AND INTRODUCTIONS**

- The meeting was called to order at 2:30 p.m. Terrence Samuel began the meeting by welcoming members and visitors and proceeded with the roll call of board members.

Advisory Board Phase II members included:

- Capt. Jason Britt
  - Brett Saunders
  - Jay Levenstein
  - Scott Lunsford
  - Sherri Smith
  - Sgt. Derek Joseph
  - Steve Burch
  - Stephen Boley
- Additional FLHSMV members included – Catherine Alvarez, Michael Anderson, Elise Batchelor, Stacey Bayyari, Felecia Ford, Laura Freeman, Rachel Graham, Chad Hutchinson, Judy Johnson, Patricia Joseph, Pavel Machado, Wendy Mechlin, Jennifer Miller, Judy Moats, Ann Naiman, Aundrea Powell, Terrence Samuel, Corrine Taylor, Cathy Thomas, and Scott Tomaszewski.
  - Visitors included – Joseph Weldon from Accenture, Margie France with Ernst & Young, Lisa Cullen with the Florida Tax Collectors, Carl Ford with J Ford Consulting, and Addison Gould with Grant Street Group attended. Joshua Price also attended.

**REVIEW OF MEETING MINUTES**

- Rachel Graham reviewed the meeting minutes from May 10, 2022. No corrections were identified. A motion to approve the minutes was accepted by the board members and the May 10, 2022, meeting minutes were approved.

**PHASE II IV&V UPDATE**

- Margie France presented an overview of the IV&V report for Phase II. The current risk state was green. There were no open deficiencies to report. The schedule performance index was 0.998. 8 of 1,736 total tasks contained in the project schedule were late. The program completion date was forecasted to be 11 days late.

**FINANCIAL REVIEW**

- Judy Moats presented a Phase II financial review. The Phase II budget for the 2021 – 2022 fiscal year is \$10.5 million. Approximately \$8 million has been expended as of May 2022 with a 0% variance and approximately \$2.4 million in remaining funds.

## **PHASE II PROJECT UPDATE**

- Joseph Weldon stated Team A (Title and Registration) was trending behind on testing for Milestone I stories and continued to meet with SEU to discuss regression testing. The team was trending behind on development, testing, and refinement for Milestone J. The team continued to have additional refinement meetings and monitor backlog health.
- Jennifer Miller stated Team B (MV Globals) completed Sprint 39 with 13 stories ready for demo. The team is working to complete testing for Milestone I with two stories remaining. The team continued to work on Milestone J stories related to correspondence on-demand. The team is also working on refinement and development of the history functionality group for Milestone K.
- Scott Tomaszewski stated for the IFTA/IRP team completed the 15 remaining IRP stories for the service endpoints and delivered them to the vendor. The team completed Deliverable 16 (Configuration Completion Software Milestone – Iteration 1) and Deliverable 17 (Final Legacy Data Mapping to COTS – Iteration 1). The team completed Review Cycle 1 for Deliverable 19 (Key Performance Measures Criteria Report – Iteration 1). The team continued to work on IFTA VOID development and mitigate bugs reported by Celtic. Two high-priority bugs were reported including storing calculated fields. SEU continued to re-test and address subsequent bugs registered under IFTA Release 1.1 and 1.2.
  - Key dependencies for the team included:
    - Dependent enterprise core services being stable and available ahead of IFTA/IPR planned development.
  - Key risks and issues for the team included:
    - Risk 111 – Cross-team dependency
    - Issue 66 – Hard stop validation bugs impacting Celtic functional testing.
  - Important activities for the team included:
    - Developers continue Celtic support and IFTA VOID endpoint development.
    - Business/SEU continued testing of IFTA bug fixes reported in the COTS solution – FLMCS.
- Mr. Weldon stated the Florida Smart ID (FSID) team completed UAT last week which included remote enrollment stories and notifications.
  - Important activities for the team included:
    - Production Update – June 15, 2022
      - Updated tracking for Remote Enrollment
    - Release 3 – November 2022 (tentatively):
      - Online Authentication with MyDMV Portal and AHCA
        - Design Session held on June 6, 2022
      - Registration/Insurance
        - Design Session – June 20, 2022
  - Key dependencies for the team included:
    - Keep initial release meaningful but sized for “success” given short timeline.
    - Other vendors are dependent upon Thales Remote Enrollment updates.
  - Risks and issues for the team included:
    - Issue 42 – Risk 94 Realized – FSID Onboarding Trending Late
    - Issue 62 – FSID Phase 3 Delayed Start
- Catherine Alvarez presented an overview for the Enterprise Content Management (ECM) Day 1 team and Jennifer Miller presented for the ECM Day 2 team.

**Office of Motorist Modernization**

- Day 1 Important activities for the team included:
  - Finalizing revised implementation schedule for approval due to delays with data center migration
  - Revised schedule includes short Tax Collector (TC) office pilot prior to statewide implementation
    - Pilot/SEU Verification – 10 days
    - TC Office Pilot – 2 days
    - Statewide Implementation – TBD
- Day 2 Important activities for the team included:
  - Setup of environment for sample conversion is complete – Document creation/upload in progress
  - Testers selected and preparing to complete conversion configuration
  - Conducting proof of concept to use Azure Cloud as long-term storage solution
- Key dependencies for the team included:
  - Keep initial release meaningful but sized for “success” given short timeline.
  - Ensure SEU production smoke testing does not exceed the planned 72 hours.
- Risks and issues for the team included:
  - Risk 101 – If NPS cannot quickly configure new documents to be added to the ECM as they are identified and refined by the Phase II Team, then it could impact the schedule as the team waits for implementation of the new document in the ECM.
  - Risk 109 – If support for the OnBase COTS system is not identified for internal staff and training received prior to Go-Live, then any OnBase support will need to be leveraged against the current vendor, NPS, and could incur additional cost for FLHSMV.
- Aundrea Powell stated the MyDMV Portal/Fleet team was working in Milestone K, Sprint 35. The team continued to develop and test Milestones J (personalized plates and specialty plate vouchers) and K (mark-title-sold ownership and non-ownership). They continued to test the MV renewal notifications email. The team was also refining title transactions including print electronic titles, mark title sold, and duplicate titles.
  - Important activities for the team included:
    - Renewal Notification Change Request changes – Two small updates before ready for Production – Deployment TBD
    - Wrap 5717 BAR Modification changes within ORION – Tested and anticipated Deployment is June 15, 2022
  - Key dependencies for the team included:
    - There are dependencies on the approval and prioritization of new features and any features that can be deployed earlier than the approved release schedule.
    - There are cross-team dependencies on readiness of the code from Team A and MV Globals.
  - Risks and issues for the team included:
    - Issue 15 – One developer position currently open.
    - Risk 111 – Cross-team dependency – Continue to adjust what features to focus on to maintain progress on backlog.

### **STAKEHOLDER OUTREACH**

- Elise Batchelor stated the team will attend the Florida Law Enforcement Traffic Safety Challenge event in Orlando, Florida from July 14 – 15, 2022 to provide hands-on training for FSID. She stated FHP received approximately 1,000 devices for FSID verification during roadside stops.

### **COMMUNICATIONS UPDATE**

- Ann Naiman stated the team continued to work on the Policy and Procedure User Guides and confirm team members.
- She stated team members will hold a Tax Collector Focus Group meeting in Orlando, Florida from June 28 – 29, 2022.
- She stated team members will also attend the Tax Collector training with Department of Revenue on June 24, 2022.

### **Q&A**

- There were no questions or concerns from members present.

### **ADJOURNMENT**

- Mr. Samuel adjourned the meeting at approximately 2:55 p.m.
- The next Advisory Board Phase II Meeting is scheduled for July 12, 2022.

### **Note: Handouts at this meeting included:**

Consolidated in a meeting packet and emailed to members:

MM Advisory Board Phase II Agenda	1 Page
MM Advisory Board Phase II Meeting Minutes (5/10/22)	4 Pages
Phase II IV&V Update	31 Pages
Financial Review	6 Pages
Phase II Traffic Light Report	1 Page
Phase II Project Updates – State of the State	5 Pages

# Motorist Modernization Program Phase II (MMP2)

State of Florida Department of Highway Safety  
and Motor Vehicles (FLHSMV)

Independent Verification and Validation (IV&V)  
Advisory Board Meeting Presentation

12 July 2022

# Topics for discussion

---

- ▶ General IV&V overview
- ▶ Overall risk state and trending
- ▶ Project complete date slippage
- ▶ IV&V ratings summary
- ▶ Open deficiencies and actions

*Data contained in this MAR is as of 31 May 2022*

# General IV&V overview

Overall IV&V risk state:

Green

## IV&V risk state

- The overall IV&V risk state for the project is Green (no issues).
- There are no open IV&V deficiencies.

## The MMP2 Project is within established schedule performance thresholds

- The SPI is 0.998 and the four-week moving average is **not improving**.
- 9 of 1,736 total tasks (0.52%) contained in the project schedule are late.
- SV is currently -135.3 hours and the four-week moving average is **not improving**.
- TSPI is 1.004 and the four-week moving average is **not improving**.

## The MMP2 Project is within established cost performance thresholds

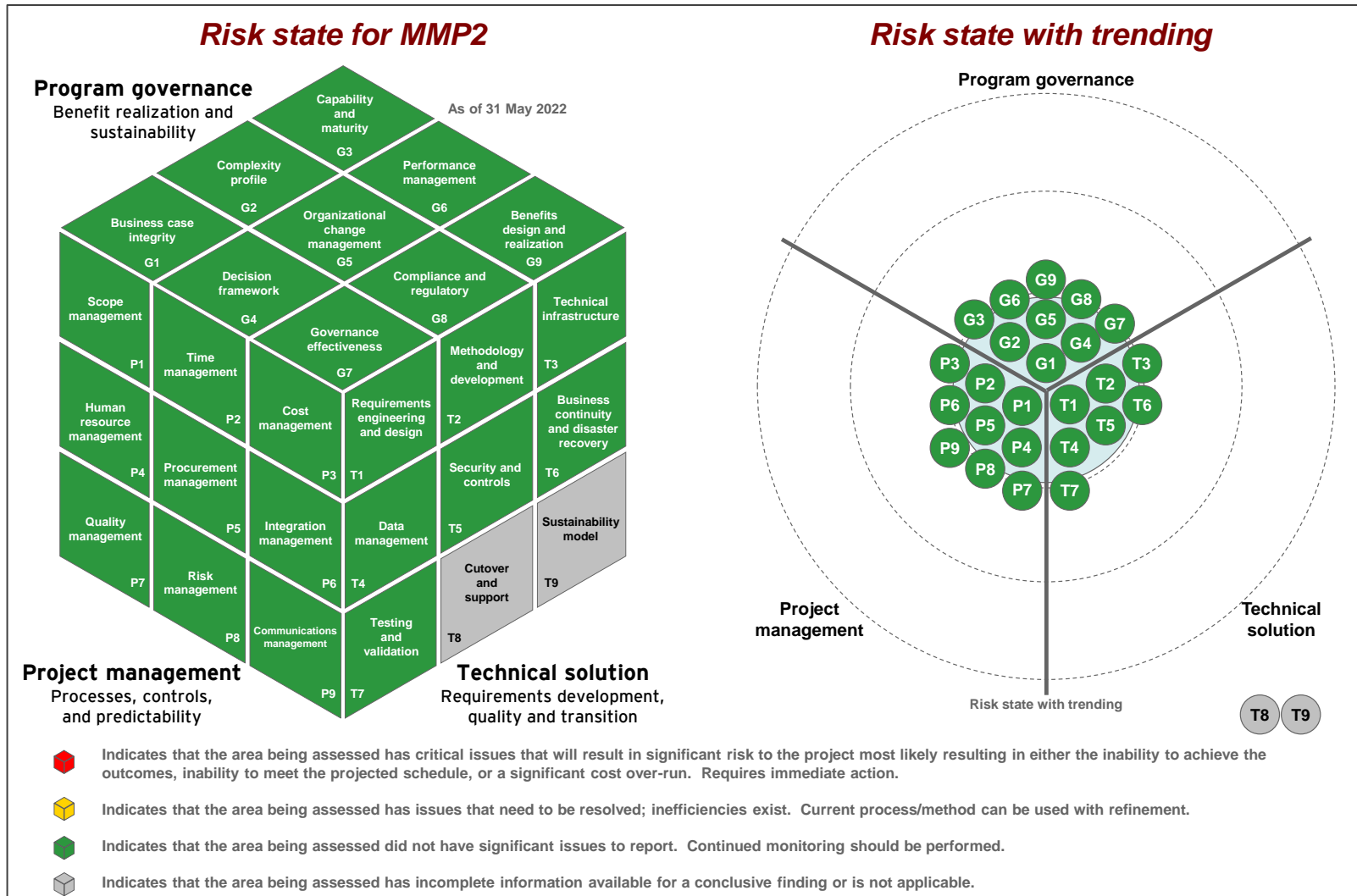
- The CPI is 1.000 and the four-week moving average is **steady**.
- CV is currently 0.0 hours and the four-week moving average is **steady**.
- The Project is currently on budget based on provided budget and spending information.

## The MMP2 Project is behind schedule

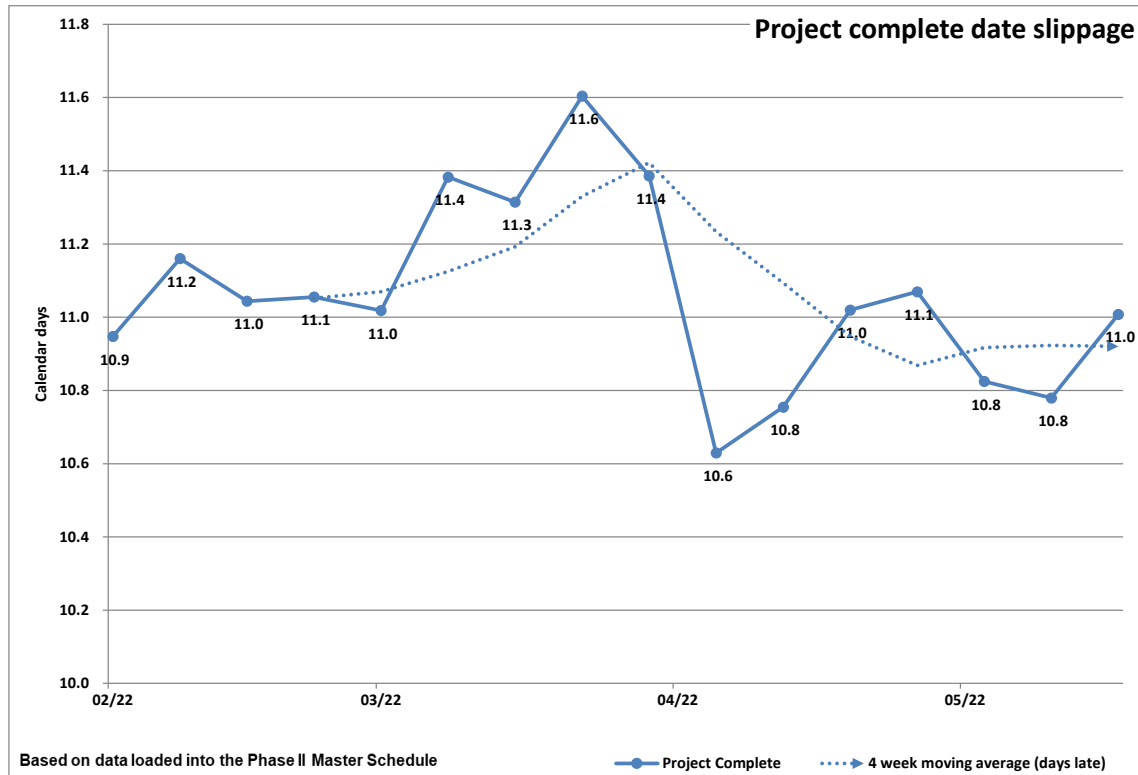
- The Project completion date is forecast to be 20 June 2025, 11 days late.
- Future milestones are projected to be completed behind schedule.
- The four-week moving average is **steady**.



# Overall risk state and trending



# Project complete date slippage

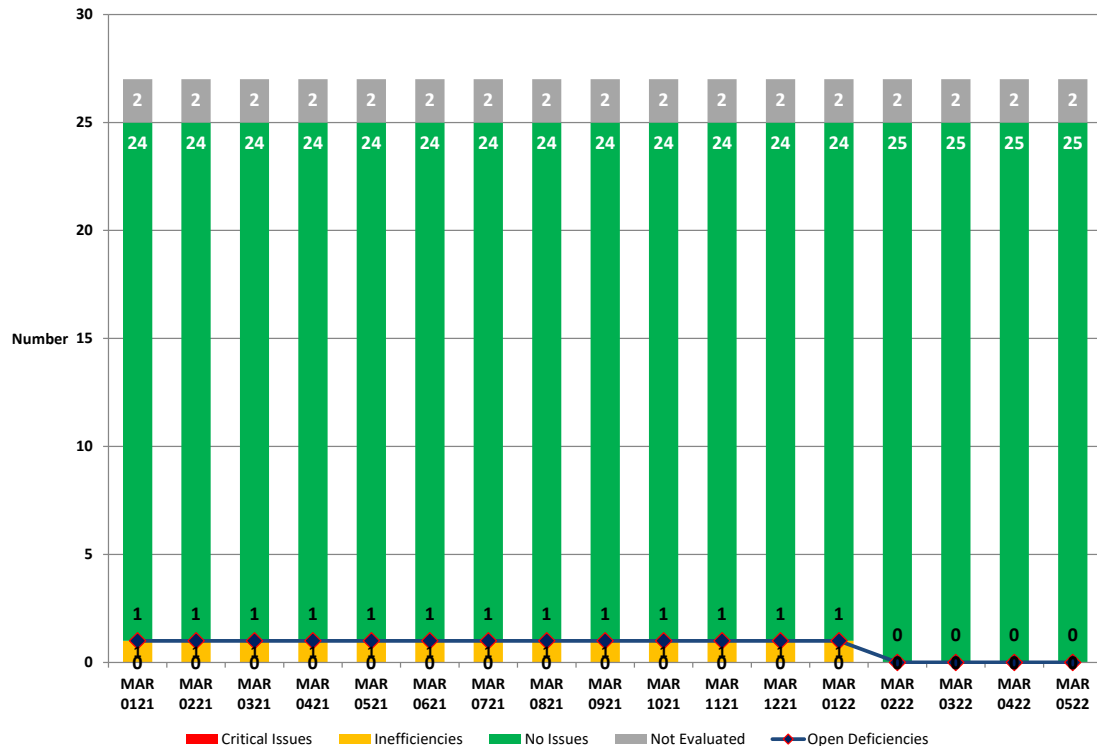


- This chart shows the forecast slippage of the project complete milestone based on historical performance using the schedule performance index (SPI).
- Summary:
  - The Project completion date is forecast to be 20 June 2025, 11 days late.
- Conclusions:
  - The four-week moving average is **steady**.
  - The MMP2 Project is behind schedule

# IV&V ratings summary

## Supporting information

IV&V ratings summary



- This chart shows a summary of the IV&V cube facet ratings (red, amber, green and gray), and open deficiencies.
- Facet risk rating totals are as follows:
  - Red (critical issues): 0
  - Amber (issues): 0
  - Green (no issues): 25
  - Gray (not evaluated): 2
- Open deficiencies: 0
- Conclusions:
  - The MM Program Team has satisfactorily addressed all open deficiencies identified by the IV&V Team.

# Open deficiencies and actions

*Supporting information*

There are no open deficiencies

There are no open deficiencies

Ernst & Young

Assurance | Tax | Transactions | Advisory

## About Ernst & Young

Ernst & Young is a global leader in assurance, tax, transaction and advisory services. Worldwide, our 144,000 people are united by our shared values and an unwavering commitment to quality. We make a difference by helping our people, our clients and our wider communities achieve their potential.

For more information, please visit [www.ey.com](http://www.ey.com).


Ernst & Young refers to the global organization of member firms of Ernst & Young Global Limited, each of which is a separate legal entity. Ernst & Young Global Limited, a UK company limited by guarantee, does not provide services to clients.

© 2022 Ernst & Young LLP.

All Rights Reserved.

0911-1106924

This publication contains information in summary form and is therefore intended for general guidance only. It is not intended to be a substitute for detailed research or the exercise of professional judgment. Neither Ernst & Young LLP nor any other member of the global Ernst & Young organization can accept any responsibility for loss occasioned to any person acting or refraining from action as a result of any material in this publication. On any specific matter, reference should be made to the appropriate advisor.



**FLHSMV**  
FLORIDA HIGHWAY SAFETY AND MOTOR VEHICLES



# Financial Update Motorist Modernization

# Phase II Fiscal Year 2021-2022

## Budget vs Actual

DESCRIPTION	BUDGET TOTAL	BUDGET TO DATE	ACTUALS TO DATE	VARIANCE
Fiscal Year to Date	\$10,496,280	\$9,879,670	\$9,879,670	0%
Month to Date (June 2022)		\$1,817,308	\$1,817,308	0%
Remaining Funds	\$616,610*			

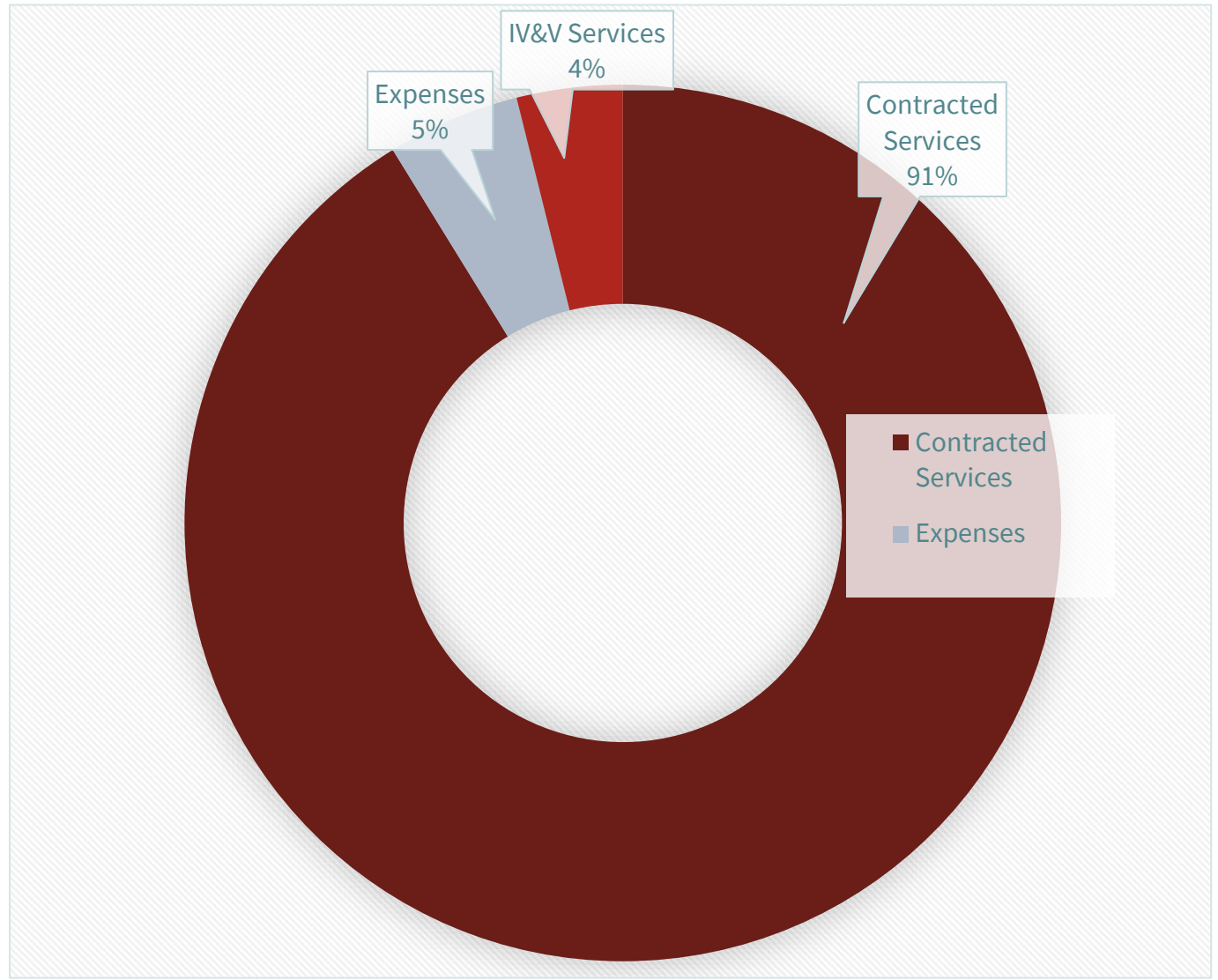


# Phase II LBR Requests

<i>Fiscal Year</i>	<i>Total Request</i>	<i>Contracted Services</i>	<i>IV&amp;V Services</i>	<i>Expenses</i>	<i>OCO</i>
2017-2018	\$4,132,180	\$3,575,240	\$357,190	\$179,850	\$19,900
2018-2019	\$5,037,000	\$4,455,960	\$423,240	\$150,000	\$7,800
2019-2020	\$13,742,200	\$9,715,960	\$423,240	\$3,570,000	\$33,000
2020-2021	\$9,877,400	\$7,615,960	\$423,240	\$1,814,200	\$24,000
2021-2022	\$10,496,280	\$9,138,340	\$423,240	\$904,700	\$30,000
<b>2022-2023</b>	<b>\$9,993,740</b>	<b>\$8,488,800</b>	<b>\$423,240</b>	<b>\$1,081,700</b>	<b>\$0</b>
2023-2024	\$9,046,840	\$7,541,900	\$423,240	\$1,081,700	\$0
<b>TOTAL</b>	<b>\$62,325,640</b>	<b>\$50,532,160</b>	<b>\$2,896,630</b>	<b>\$8,782,150</b>	<b>\$114,700</b>



# Phase II Total Budget FY 2022-2023



# Phase II Fiscal Year 2022-2023 Spend Plan Summary

---

Support Services (Accenture RFP-033-17)	\$6,474,000
IV&V CS (Ernst & Young RFQ-026-17)	\$ 423,240
IFTA/IRP/Audit (Celtic Cross Holdings - ITN-071-19)	\$ 733,333
ECM (Next Phase Solutions - RFQ-007-20)	\$ 127,426
CSP/mDL (Thales - RFQ-078-19)	\$ 400,000
Contracted Services - Staff Aug	\$ 616,000
Amendments in Process (Celtic, NPS)	\$ 640,167
Expense (Remaining after amendments)	\$ 579,574
<b>Total Budget</b>	<b>\$ 9,993,740</b>

# Phase II Expenditures by Month



# Phase II Budget v. Actuals

DESCRIPTION	BUDGET TOTAL	BUDGET TO DATE	ACTUALS TO DATE	VARIANCE
Fiscal Year to Date	\$9,993,740	\$	\$	0%
Month to Date (July 2022)		\$	\$	0%
Remaining Funds	\$9,993,740			

## Motorist Modernization – Phase II: Office of Motorist Modernization

### Weekly Status Report for the week ending **July 1, 2022**

#### Phase II - Stoplight Report - as of 07/01/2022

##### Team A - T&R Issuance

Current Sprint: Sprint 41 (**Ends 07/19/2022**)



Milestone:	I (01/18/2022)
Development:	Green
Testing:	Red
Business Actions:	Green
Technical Debt:	Green
Backlog Health:	Green

J (04/26/2022)
Red
Red
Red
Green
Red

Full Backlog
Red
Red
Yellow
Green
Red

	Stories	Change	Dev Est	Dev	Stories
Not Started	-	↔	-	0.0%	0.0%
Refinement	-	↔	-	0.0%	0.0%
Development	-	↔	-	0.0%	0.0%
Testing	88	-4	700	57.5%	23.8%
Done	282	+5	518	42.5%	76.2%
Blocked	-	-1	-	0.0%	0.0%
Total:	370	↔	1,218		

Stories	Change	Dev Est	Dev	Stories
47	+1	724	31.4%	14.4%
28	-14	126	5.5%	8.6%
12	+7	100	4.3%	3.7%
69	-2	766	33.2%	21.2%
138	+7	172	7.5%	42.3%
32	+2	419	18.2%	9.8%
326	+1	2,307		

Stories	Change	Dev Est	Dev	Stories
1,693	-11	16,950	70.4%	65.0%
14	-16	126	0.5%	0.5%
22	+7	108	0.4%	0.8%
174	-6	1,586	6.6%	6.7%
664	+12	4,835	20.1%	25.5%
38	+3	487	2.0%	1.5%
2,605	-11	24,092		

##### Portal/Fleet Team

Current Sprint: Sprint 36 (**Ends 07/21/2022**)



Milestone:	K (08/04/2022)
Development:	Yellow
Testing:	Green
Business Actions:	Green
Technical Debt:	Green
Backlog Health:	Yellow

L (10/20/2022)
Green
Green
Green
Green
Green

Full Backlog
Green
Green
Green
Green
Yellow

	Stories	Change	Dev Est	Dev	Stories
Not Started	109	-4	628	76.6%	79.0%
Refinement	14	+3	84	10.2%	10.1%
Development	2	+1	12	1.5%	1.4%
Testing	4	-4	52	6.3%	2.9%
Done	8	+4	40	4.9%	5.8%
Blocked	1	-	4	0.5%	0.7%
Total:	138	↔	820		

Stories	Change	Dev Est	Dev	Stories
191	n/a	1,136	95.3%	94.6%
11	n/a	56	4.7%	5.4%
-	n/a	-	0.0%	0.0%
-	n/a	-	0.0%	0.0%
-	n/a	-	0.0%	0.0%
-	n/a	-	0.0%	0.0%
202	n/a	1,192		

Stories	Change	Dev Est	Dev	Stories
654	-4	5,244	74.6%	67.3%
26	+2	140	2.0%	2.7%
3	+1	12	0.2%	0.3%
6	-4	52	0.7%	0.6%
282	+4	1,574	22.4%	29.0%
1	-	4	0.1%	0.1%
972	↔	7,026		

##### Team B - MV Globals

Current Sprint: Sprint 41 (**Ends 07/20/2022**)



Milestone:	J (04/26/2022)
Development:	Red
Testing:	Red
Business Actions:	Green
Technical Debt:	Green
Backlog Health:	Green

K (08/03/2022)
Red
Red
Green
Green
Red

Full Backlog
Red
Red
Green
Green
Red

	Stories	Change	Dev Est	Dev	Stories
Not Started	-	↔	-	0.0%	0.0%
Refinement	2	↔	24	4.2%	8.0%
Development	4	↔	88	15.5%	16.0%
Testing	-	↔	-	0.0%	0.0%
Done	18	↔	440	77.5%	72.0%
Blocked	1	↔	16	2.8%	4.0%
Total:	25	↔	568		

Stories	Change	Dev Est	Dev	Stories
123	-6	2,328	89.8%	81.5%
16	+6	24	0.9%	10.6%
3	↔	88	3.4%	2.0%
1	↔	16	0.6%	0.7%
8	↔	136	5.2%	5.3%
-	↔	-	0.0%	0.0%
151	↔	2,592		

Stories	Change	Dev Est	Dev	Stories
686	-7	8,696	62.7%	63.9%
18	+6	48	0.3%	1.7%
10	+1	-	0.0%	0.9%
3	-2	40	0.3%	0.3%
355	-2	5,080	36.6%	33.1%
1	↔	16	0.1%	0.1%
1,073	↔	13,880		

##### IFTA/IRP

Current Sprint: Sprint 22 (**Ends 07/19/2022**)



Milestone:	F (08/02/2022)
Development:	Yellow
Testing:	Green
Business Actions:	Green
Technical Debt:	Green
Backlog Health:	Green

G (10/18/2022)
Green
Green
Green
Green
Green

Full Backlog
Green
Green
Green
Green
Green

	Stories	Change	Dev Est	Dev	Stories
Not Started	6	-2	32	2.1%	15.0%
Refinement	10	-1	265	17.6%	25.0%
Development	2	+2	-	0.0%	5.0%
Testing	5	↔	160	10.6%	12.5%
Done	17	↔	1,049	69.7%	42.5%
Blocked	-	↔	-	0.0%	0.0%
Total:	40	-1	1,506		

Stories	Change	Dev Est	Dev	Stories
29	-1	680	100.0%	96.7%
1	+1	-	0.0%	3.3%
-	↔	-	0.0%	0.0%
-	↔	-	0.0%	0.0%
-	↔	-	0.0%	0.0%
-	↔	-	0.0%	0.0%
30	↔	680		

Stories	Change	Dev Est	Dev	Stories
65	-3	790	16.0%	25.7%
17	↔	607	12.3%	6.7%
4	+1	-	0.0%	1.6%
23	+1	224	4.5%	9.1%
144	↔	3,330	67.3%	56.9%
-	↔	-	0.0%	0.0%
253	-1	4,951		

##### Enterprise Team

Current Sprint: Sprint 41 (**Ends 07/19/2022**)



Milestone:	Milestone J
Development:	Red
Testing:	Green
Business Actions:	Green
Technical Debt:	Green
Backlog Health:	Red

Milestone K
Green
Green
Green
Green
Green

Full Backlog
Yellow
Green
Green
Green
Yellow

	Stories	Change	Dev Est	Dev	Stories
Not Started	1	↔	n/a	n/a	-
Refinement	-	↔	n/a	n/a	-
Development	3	↔	n/a	n/a	-
Testing	-	↔	n/a	n/a	-
Done	-	↔	n/a	n/a	-
Blocked	-	↔	n/a	n/a	-
Total:	4	↔	-		

Stories	Change	Dev Est	Dev	Stories
-	↔	n/a	n/a	-
-	↔	n/a	n/a	-
-	↔	n/a	n/a	-
-	↔	n/a	n/a	-
-	↔	n/a	n/a	-
-	↔	n/a	n/a	-
-	↔	-		

Stories	Change	Dev Est	Dev	Stories
66	↔	n/a	n/a	64.7%
-	↔	n/a	n/a	0.0%
6	↔	n/a	n/a	5.9%
1	↔	n/a	n/a	1.0%
28	↔	n/a	n/a	27.5%
1	↔	n/a	n/a	1.0%
102	↔	-		

##### Florida Smart ID

Current Sprint: Phase III - Sprint 1 (**Ends 07/19/2022**)



Milestone:	D (Aug 2022)
Development:	Yellow
Testing:	Yellow
Business Actions:	Green
Technical Debt:	Green
Backlog Health:	Yellow

Full Backlog
Green
Green
Green
Green
Green

	Stories	Change	Dev Est	Dev	Stories
Not Started	-	↔	-	n/a	0.0%
Refinement	4	↔	-	n/a	66.7%
Development	-	↔	-	n/a	0.0%
Testing	-	↔	-	n/a	0.0%
Done	2	↔	-	n/a	33.3%
Blocked	-	↔	-	n/a	0.0%
Total:	6	↔	-		

Stories	Change	Dev Est	Dev	Stories
-	↔	-	n/a	0.0%
4	↔	-	n/a	3.4%
-	↔	-	n/a	0.0%
-	↔	-	n/a	0.0%
113	↔	-	n/a	96.6%
-	↔	-	n/a	0.0%
117	↔	-		



# Motorist Modernization Phase II – July 12, 2022

STATE OF THE STATE





# IFTA / IRP Project Update

## Key Dates, Activities Milestones

Contract Signed – **06/2020 to Celtic**

Deliverables in next 30-60 Days & Status

- D19: Key Performance Measures Criteria Report - Iteration 1 – **06/29/2022**

Important Activities – July

- Finalize IFTA VOID endpoint development.
- Continue bug support resolution with Vendor.
- Business/SEU continue testing of intermediate code releases of COTS solution - FLMCS.

## Key Dependencies/Assumptions

- Dependent enterprise core services being stable and available ahead of IFTA/IRP planned development.

## IFTA/IRP Specific Risks & Issues – Program Level


- P2 – Risk #111 – Cross-team Dependency
- P2 – Risk #177 – Solution gap identified for manual IFTA Distribution process
- Issue #66 – Hard Stop validation bugs impacting Celtic functional testing.

## Team Profile


# User Stories: 559\*

# Developers: 2.5 \*


# Testers: 3\*




Business Actions




COTS Configuration



ORION Integration



Data Conversion



Scope / Schedule

# Florida Smart ID Project Update

## Key Dates, Activities Milestones

Contract Signed – **06/2020 to Thales**

Deliverables in next 30-60 Days & Status

- Onboarding Additional mDL Vendors –  
**04/12/2021 – 06/11/2021**

Important Activities

- Release 3 – Nov 2022 (T):
  - Online Authentication
    - Design Session 6/6/2022
  - Registration/Insurance
    - Design Session 6/20/2022

## Key Dependencies/Assumptions

- Keep initial release meaningful, but sized for “success” given short timeline
- Other vendors are dependent upon Thales Remote Enrollment updates

## mDL Specific Risks & Issues – Program Level


- Issue 42 - Risk 94 FSID Onboarding Realized**
- Issue 62 - FSID Release 3 Delayed Start**

## Team Profile


# User Stories: 106

# Developers: .5


# Testers: 2+




Business Actions




Florida SMART ID  
Configuration



FLHSMV Integration



Security / Technology



Scope / Schedule



# Enterprise Content Management (ECM) Project Update

## Key Dates, Activities Milestones

- Contract Signed – **OnBase Software; 06/2020 to Next Phase Solutions**

## Day 1 - Important Activities – July

- Deployed new ECM content service to production on 6 July
  - SEU Verification until 20 July
  - TC Office Pilot – 21 & 22 July
  - Statewide Implementation - 23 July

## Day 2 - Important Activities – July

- Sample document creation/upload in progress
- Focused on completing Proof of Concept for using Azure Cloud as long-term storage solution
- Finalizing preparation for starting document conversions next month

## Key Dependencies/Assumptions

- Keep initial release meaningful, but sized for “success” given short timeline
- SEU production smoke testing doesn’t exceed the planned 72 hours

## ECM Specific Risks & Issues – Program Level

**Risk 101** – IF NPS can’t quickly configure new documents to be added to the ECM as they are identified and refined by the Phase II Team, THEN it could impact the schedule as the team waits for implementation of the new document in the ECM. (Opened 8/17/21)


**Risk 109** – If support for the OnBase COTS system isn’t identified for internal staff and training received prior to Go-Live, then any OnBase support will need to be leveraged against the current vendor, NPS, and could incur additional cost for FLHSMV. (Opened 5/02/22)

## Team Profile


# User Stories: N/A

# Developers: 2


# Testers: 3+




Business Actions




ECM Configuration



ORION Integration



Security / Technology



Scope / Schedule

# Portal Fleet(MyDMV Portal Phase II)Project Update

## Key Dates, Activities Milestones

- Milestone K Sprint 36
  - Developing and Testing Milestone K Stories
  - Prepping for FSID Authentication

---

## Important Activities – July

- Renewal Notification CR changes Ready for Production – Deployment 7/13/2022

## Key Dependencies/Assumptions


- Depends on the approval and prioritization of new features and any features that can be deployed earlier than the approved release schedule.
- Readiness of code from Team A and Globals –there's cross team dependencies

## Portal Specific Risks & Issues – Program Level


- Issue 15 – Have 1 developer positions currently open – team currently have 3 developers
- Risk 111 - Cross team dependency, so we continue to adjust what features we focus on to maintain progress on our backlog

## Team Profile


# User Stories: 1025  
# Developers: 3  
# Testers: 8+




Business Actions




Technical Debt



Development (J, K)



Testing(J, K)



Backlog Health