

Motorist Modernization Advisory Board – Phase II Meeting
Tuesday, January 10, 2023
2:30 to 4:00 PM
VIA: Microsoft Teams

Invitees

Stephen Boley
Capt. Jason Britt
Brett Saunders
Jay Levenstein
Steve Burch
Scott Lunsford
Sherri Smith
Sgt. Derek Joseph
TBD

Representing

FLHSMV
FLHSMV
FLHSMV
FLHSMV
FLHSMV
Florida Tax Collectors
Florida Tax Collectors
Law Enforcement
Law Enforcement

Agenda

- Roll Call
- Welcome
- Review and Approval of Last Meeting Minutes
- IV&V Update
- MM Phase II Program Update
 - Financial Review
 - Project Updates
- Stakeholder Outreach Update
- Communications Update
- Q&A
- Adjourn

Motorist Modernization Advisory Board – Phase II Meeting
Tuesday, December 13, 2022
2:30 to 4:00 PM
VIA: Microsoft Teams

WELCOME AND INTRODUCTIONS

- The meeting was called to order at 2:30 p.m. Kristin Green began the meeting by welcoming members and visitors and proceeded with the roll call of board members.

Advisory Board Phase II members included:

- Capt. Jason Britt
 - Brett Saunders
 - Jay Levenstein
 - Scott Lunsford
 - Sherri Smith
 - Sgt. Derek Joseph (absent)
 - Steve Burch
 - Stephen Boley
- Additional FLHSMV members included – Stacey Bayyari, Jessica Espinoza, Laura Freeman, Kristin Green, Sondra Howard, Patricia Joseph, Scott Lindsay, Wendy Mechlin, Judy Moats, Ann Naiman, Jennifer Nolan, Travis Pelham, Aundrea Powell, Rachel Ramos, Johnny Singletary, Corrine Taylor, Cathy Thomas, Scott Tomaszewski, and Joanna Walker.
 - Visitors included – Joseph Weldon and Johnny Hamilton from Accenture, Margie France with Ernst & Young, Lisa Cullen with the Florida Tax Collectors, and Carl Ford with J Ford Consulting attended. J. Curtin and Joshua Price also attended.

REVIEW OF MEETING MINUTES

- Rachel Ramos reviewed the meeting minutes from November 8, 2022. No corrections were identified. A motion to approve the minutes was accepted by the board members and the November 8, 2022, meeting minutes were approved.

PHASE II IV&V UPDATE

- Margie France presented an overview of the IV&V report for Phase II. The current risk state was green. There were no open deficiencies to report. The schedule performance index was 0.995. 14 of 1,736 total tasks contained in the project schedule were late. The program completion date was forecasted to be 12.7 days late.

FINANCIAL REVIEW

- Judy Moats presented a Phase II financial review. The Phase II budget for the 2022 – 2023 fiscal year is approximately \$9.9 million. Approximately \$2.5 million was expended as of November 2022 with a 0% variance and approximately \$6.6 million in remaining funds.

PHASE II PROJECT UPDATE

- Joseph Weldon stated Team A (Title and Registration) continued to trend behind on testing for Milestone I. SEU continued to work overtime on the team's backlog and writing test cases for Milestone I stories. The team is late for refinement, development, and testing for Milestone J. Most of these stories are related to the NMVTIS webservice integration. The overall backlog health was trending late, but the team continued to work on refinement and development for Milestones K and L.
- Mr. Weldon stated Team B (MV Globals) continued to work on completing the history inquiry screens for Milestone K. The team also continued to work on Milestone L and the Motor Vehicle Records Requests Queue for Milestone M.
- Scott Tomaszewski stated the IFTA/IRP team is working in Milestone H, Sprint 28. The focus is on the refund interface updates and technical work addressing blockers to vendor's COTS coding. The vendor stated the reported open bugs have slowed their plan process.
 - Key dependencies for the team included:
 - Development environment online for vendor's development.
 - Key risks and issues for the team included:
 - Issue 75 – IFTA Distribution Process – Change Request 25 has final stages of testing delayed into December 2022.
 - Important activities for the team included:
 - Complete OMM assigned interface development
 - Provide OMM development support for vendor configuration through April 2023
 - Identify and promote critical change requests for go-live
- Mr. Weldon stated the Florida Smart ID (FSID) team continues to work with Thales on the contract amendment regarding revised priorities for Phase 3.
 - Important activities for the team included:
 - Deliverable 38 – Insurance Notifications Design Due December 16, 2022
 - Release 3 – TBD:
 - Registration/Insurance (HB 0749)
 - Online Authentication
 - High Level Schedule:
 - Requirements Approved – January 2023
 - Development Complete – March 2023
 - UAT Complete – April 2023
 - Production Demo – May 2023
 - Key dependencies for the team included:
 - Keep initial release meaningful but sized for “success” given short timeline.
 - Other vendors are dependent upon Thales Remote Enrollment updates.
 - Risks and issues for the team included:
 - Issue 42 – Risk 94 Realized – FSID Onboarding Trending Late
 - Issue 62 – FSID Phase 3 Delayed Start
- Johnny Hamilton stated the Enterprise Content Management (ECM) team has one remaining conversion file for the motor vehicle documents concerning inspections. The team is also waiting on the long-term storage for documents converted out of Oracle. This is planned to be available in the beginning of 2023. At that point, the team has a few options for speeding up conversion including dedicated conversion servers. The team is

Office of Motorist Modernization

- also analyzing the third release concerning the Driver's License Issuance Scan (DLSCAN) documents and integrating to the new ECM solution.
- Important activities for the team included:
 - One document type remaining for sample conversion (MVVI)
 - Sample conversion process began the week of December 5
 - Once conversion is complete, SEU will validate the documents
 - Discussions continue to ensure change management and support process alignment between HSMV and NPS
 - Long-term storage scheduled to be available by the end of Jan 2023
 - Started planning effort for DLSCAN conversion
 - Key dependencies for the team included:
 - Production conversion dependent on completion of successful sample conversion
 - Availability of Conversion Hardware to begin production conversion
 - Risks and issues for the team included:
 - Risk 101 – Delays in configuring new documents in OnBase could cause schedule delays.
 - Risk 106 – If long term storage is not procured, the ECM schedule could experience further delays.
 - Aundrea Powell stated the MyDMV Portal/Fleet team is currently working in Milestone M, Sprint 42. The team continued to test parking permits (replacements and subsequent) for Milestone L. The testing for parking permits (renewals) was completed. They continued to develop and test case writing for registration renewals. The team is also reviewing the expected flow of the Portal authentication for FSID.
 - Important activities for the team included:
 - Finalized rules and created Change Request for parking permits for customers with multiple primaries and businesses
 - Continuing design questions for kiosk, inventory control, printing, and in office pick-up for issuances in team backlog
 - Key dependencies for the team included:
 - There are dependencies on the approval and prioritization of new features and any features that can be deployed earlier than the approved release schedule.
 - There are cross-team dependencies on readiness of the code from Teams A and B.
 - Risks and issues for the team included:
 - Issue 15 – One developer position currently open.
 - Issue 70 – Cross-team dependency upgraded to an issue. The team is currently impacted by core requirements and coding.

COMMUNICATIONS UPDATE

- Ann Naiman stated the Policy and Procedure User Guide working groups have received the next set of assignments. The IFTA/IRP working group had an approved Change Request that pushed their timeline to help accommodate the vendor.
- Team members attended a meeting with ABC Liquors on December 8 in Orlando, Florida to discuss the FSID verifier.

Office of Motorist Modernization

- The team also presented to the South Carolina DMV Mobile Identity Study Committee this week.

Q&A

- Joshua Price stated TSA is testing the acceptance of Digital IDs at certain airports. The Miami International Airport is one they are piloting. Is FSID accepted as a mobile DL by TSA? If not, does Florida plan on working with TSA to allow acceptance of their FSID as a mobile DL credential the TSA will accept?
- Mr. Weldon stated the department is in discussions with TSA and Thales and there is a plan for this.

ADJOURNMENT

- Ms. Green adjourned the meeting at approximately 2:50 p.m.
- The next Advisory Board Phase II Meeting is scheduled for January 10, 2023.

Note: Handouts at this meeting included:

Consolidated in a meeting packet and emailed to members:

MM Advisory Board Phase II Agenda	1 Page
MM Advisory Board Phase II Meeting Minutes (11/8/22)	4 Pages
Phase II IV&V Update	8 Pages
Financial Review	6 Pages
Phase II Traffic Light Report	1 Page
Phase II Project Updates – State of the State	5 Pages

Motorist Modernization Program Phase II (MMP2)

State of Florida Department of Highway Safety
and Motor Vehicles (FLHSMV)

Independent Verification and Validation (IV&V)
Advisory Board Presentation

10 January 2023



Building a better
working world

Topics for discussion

- ▶ General IV&V overview
- ▶ Overall risk state and trending
- ▶ Project complete date slippage
- ▶ IV&V ratings summary
- ▶ Key indicators
- ▶ Open deficiencies and actions

Data contained in this MAR is as of 30 November 2022

General IV&V overview

Overall IV&V risk state:

Green

IV&V risk state

- The overall IV&V risk state for the project is Green (no issues).
- There are no open IV&V deficiencies.

The MMP2 Project is within established schedule performance thresholds

- The SPI is 0.994 and the four-week moving average is **not improving**.
- 14 of 1,736 total tasks (0.81%) contained in the project schedule are late.
- SV is currently -440.1 hours and the four-week moving average is **not improving**
- TSPI is 1.018 and the four-week moving average is **not improving**.

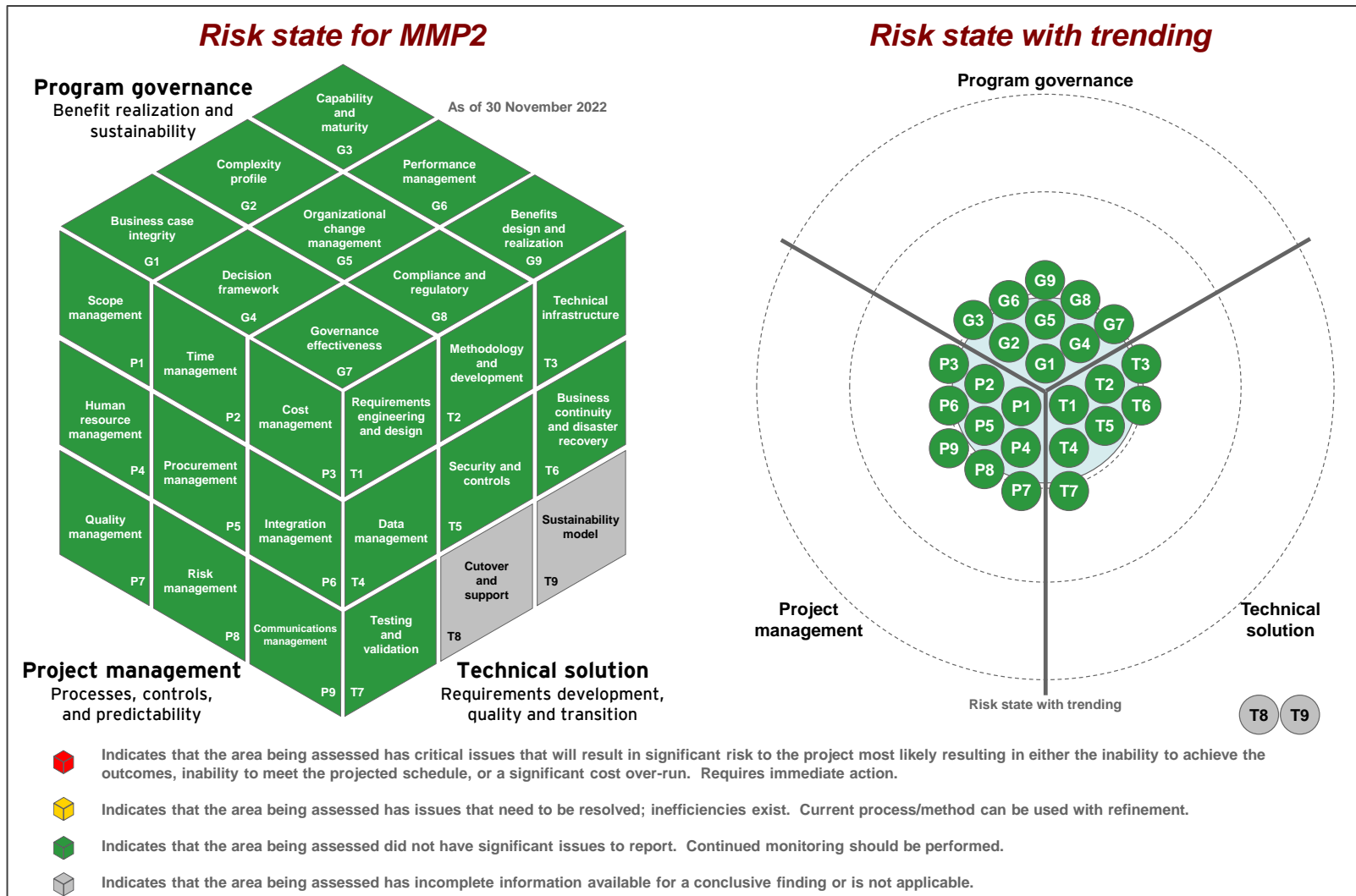
The MMP2 Project is within established cost performance thresholds

- The CPI is 1.000 and the four-week moving average is **steady**.
- CV is currently 0.0 hours and the four-week moving average is **steady**.
- The Project is currently on budget based on provided budget and spending information.

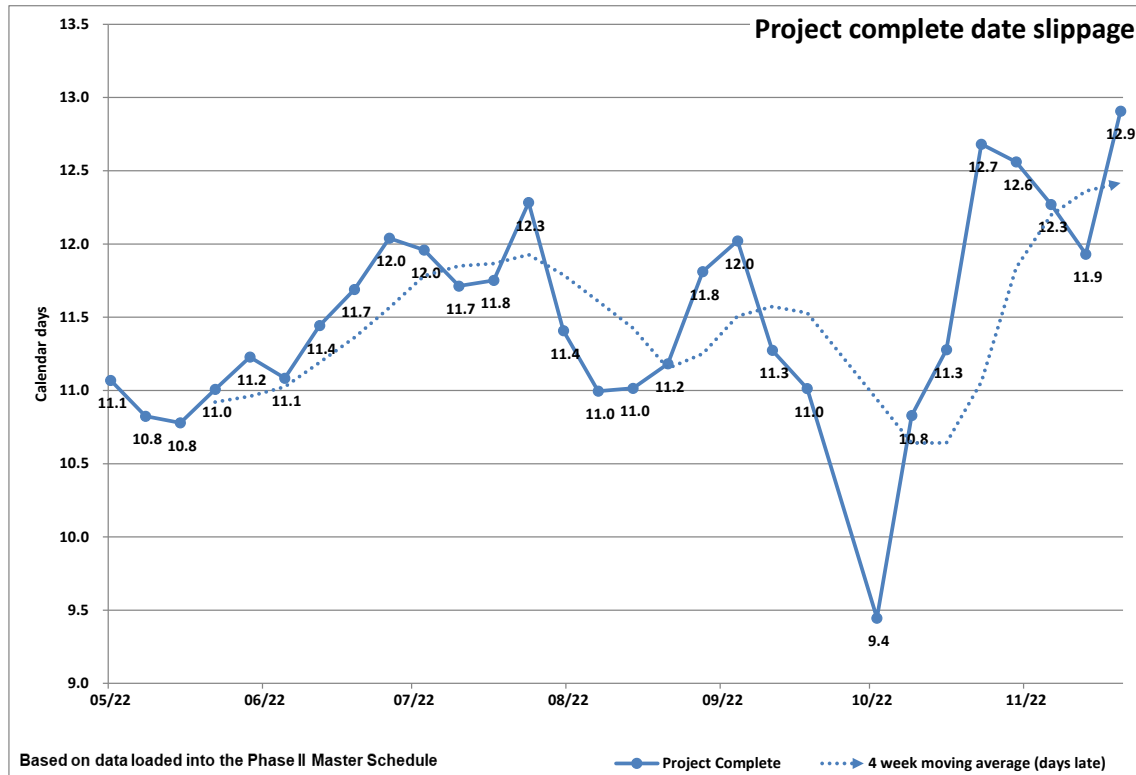
The MMP2 Project is behind schedule

- The Project completion date is forecast to be 20 December 2025, 12.9 days late.
- Future milestones are projected to be completed behind schedule.
- The four-week moving average is **not improving**.

Overall risk state and trending



Project complete date slippage



- This chart shows the forecast slippage of the project complete milestone based on historical performance using the schedule performance index (SPI).
- Summary:
 - The Project completion date is forecast to be 20 December 2025, 12.9 days late.
- Conclusions:
 - The four-week moving average is ***not improving***.
 - The MMP2 Project is behind schedule

Key indicators

Supporting information

Indicator	Value	Comment
Is the project approach sound?	Yes	
Is the project on time?	No	<ul style="list-style-type: none"> ▶ The MMP2 Project is within established schedule performance thresholds <ul style="list-style-type: none"> ▶ The completion date is forecast to be 20 December 2025, 12.9 days late. ▶ The SPI is 0.994 and the four-week moving average is not improving. ▶ 0.81% total tasks contained in the project schedule are late and the four-week moving average is steady. ▶ SV is currently -440.1 hours (2.8 person-months) and the four-week moving average is not improving. ▶ TSPI is 1.018 and the four-week moving average is not improving.
Is the project on budget?	Yes	<ul style="list-style-type: none"> ▶ The MMP2 Project is within established cost performance thresholds <ul style="list-style-type: none"> ▶ The CPI is 1.000 and the four-week moving average is steady. ▶ CV is currently 0.0 hours and the four-week moving average is steady. ▶ The Project is currently on budget based on provided budget and spending data.
Is scope being managed so there is no scope creep?	Yes	<ul style="list-style-type: none"> ▶ The work being completed as part of the MMP2 Project is within the scope of the project as defined in the Schedule IV-B Feasibility Study <ul style="list-style-type: none"> ▶ Additional change requests are reviewed and approved based on the established change management process. ▶ Change Request(s) are currently being drafted by the MMP2 project team for ESC evaluation and consideration. IV&V will continue to monitor these requests as they proceed through the change management process.

Key indicators (continued)

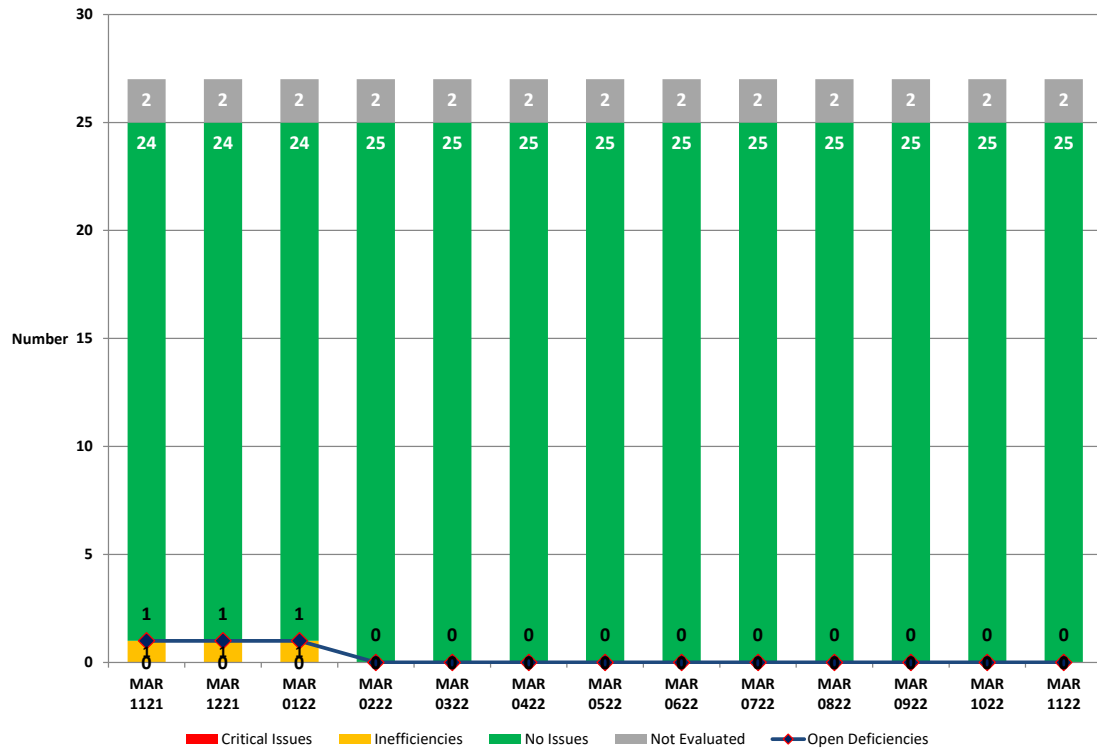
Supporting information

Indicator	Value	Comment
What are the project's future risks?	Steady	<ul style="list-style-type: none"> ▶ FLHSMV continues to operate in a hybrid working environment. This way of work is expected to continue long term. ▶ FLHSMV continues to realign development and testing resources based on where the need is and assessing for and eliminating duplication of work. ▶ The project continues to experience turnover and challenges in retaining development staff; hiring continues to close the gap. Other state agencies are experiencing the similar staffing retention challenges.
Are the project's risks increasing or decreasing?	Steady	
Are there new or emerging technological solutions that will affect the project's technology assumptions?	No	<ul style="list-style-type: none"> ▶ New and emerging technologies were considered in the Feasibility Study ▶ None have an adverse effect on the project's technological assumptions

IV&V ratings summary

Supporting information

IV&V ratings summary



- This chart shows a summary of the IV&V cube facet ratings (red, amber, green and gray), and open deficiencies.
- Facet risk rating totals are as follows:
 - Red (critical issues): 0
 - Amber (issues): 0
 - Green (no issues): 25
 - Gray (not evaluated): 2
- Open deficiencies: 0
- Conclusions:
 - The MM Program Team has satisfactorily addressed all open deficiencies identified by the IV&V Team.

Open deficiencies and actions

Supporting information

There are no open deficiencies

There are no open deficiencies

Open process improvement recommendations

Supporting information

Recommendation	Actions taken

There are no open process improvement recommendations

Ernst & Young

Assurance | Tax | Transactions | Advisory

About Ernst & Young

Ernst & Young is a global leader in assurance, tax, transaction and advisory services. Worldwide, our 144,000 people are united by our shared values and an unwavering commitment to quality. We make a difference by helping our people, our clients and our wider communities achieve their potential.

For more information, please visit www.ey.com.

Ernst & Young refers to the global organization of member firms of Ernst & Young Global Limited, each of which is a separate legal entity. Ernst & Young Global Limited, a UK company limited by guarantee, does not provide services to clients.

© 2022 Ernst & Young LLP.

All Rights Reserved.

0911-1106924

This publication contains information in summary form and is therefore intended for general guidance only. It is not intended to be a substitute for detailed research or the exercise of professional judgment. Neither Ernst & Young LLP nor any other member of the global Ernst & Young organization can accept any responsibility for loss occasioned to any person acting or refraining from action as a result of any material in this publication. On any specific matter, reference should be made to the appropriate advisor.



FLHSMV
FLORIDA HIGHWAY SAFETY AND MOTOR VEHICLES



Financial Update Motorist Modernization

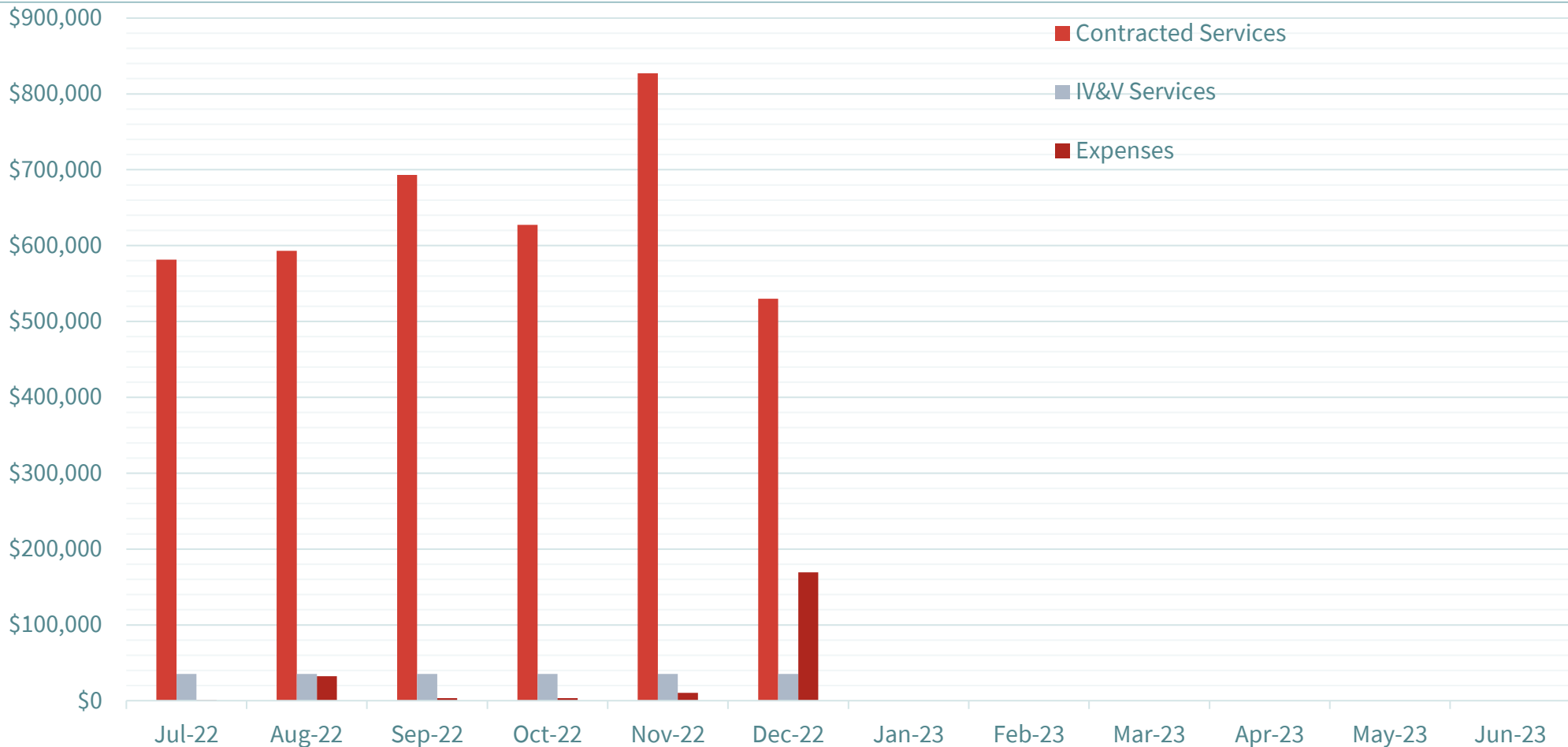
Phase II LBR Requests

<i>Fiscal Year</i>	<i>Total Request</i>	<i>Contracted Services</i>	<i>IV&V Services</i>	<i>Expenses</i>	<i>OCO</i>
2017-2018	\$4,132,180	\$3,575,240	\$357,190	\$179,850	\$19,900
2018-2019	\$5,037,000	\$4,455,960	\$423,240	\$150,000	\$7,800
2019-2020	\$13,742,200	\$9,715,960	\$423,240	\$3,570,000	\$33,000
2020-2021	\$9,877,400	\$7,615,960	\$423,240	\$1,814,200	\$24,000
2021-2022	\$10,496,280	\$9,138,340	\$423,240	\$904,700	\$30,000
2022-2023	\$9,993,740	\$8,488,800	\$423,240	\$1,081,700	\$0
2023-2024	\$9,993,740	\$8,488,800	\$423,240	\$1,081,700	\$0
2024-2025	\$9,993,740	\$8,488,800	\$423,240	\$1,081,700	\$0
TOTAL	\$73,266,280	\$59,967,860	\$3,319,870	\$9,863,850	\$114,700

Phase II Fiscal Year 2022-2023 Spend Plan Summary

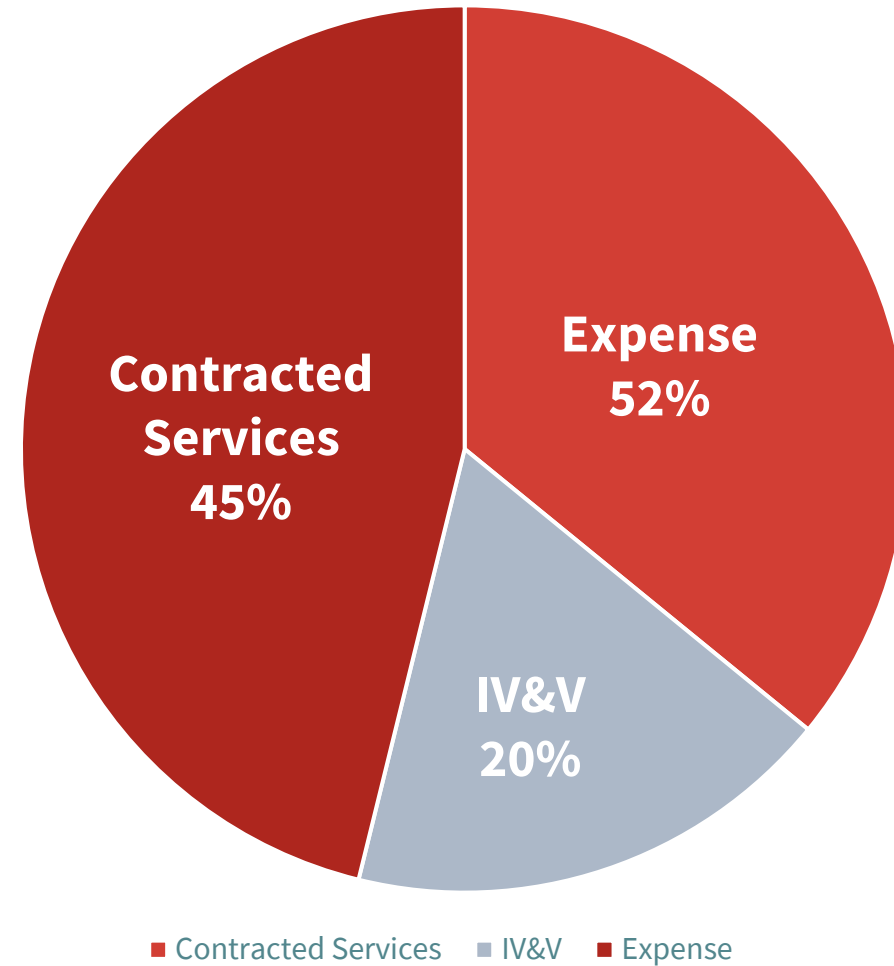
Support Services (Accenture RFP-033-17)	\$6,474,000
IV&V CS (Ernst & Young RFQ-026-17)	\$ 423,240
IFTA/IRP/Audit (Celtic Cross Holdings - ITN-071-19)	\$1,000,000
ECM (Next Phase Solutions - RFQ-007-20)	\$ 500,926
CSP/mDL (Thales - RFQ-078-19)	\$ 400,000
Contracted Services - Staff Aug	\$ 616,000
Expense	\$ 579,574
Total Budget	\$ 9,993,740

Phase II Expenditures by Month



Phase II Total Budget FY 2022-2023

Allocated Budget Utilized as of December 31, 2022



Phase II Budget v. Actuals

DESCRIPTION	BUDGET TOTAL	BUDGET TO DATE	ACTUALS TO DATE	VARIANCE
Fiscal Year to Date	\$9,993,740	\$4,283,082	\$4,283,082	0%
Month to Date (December 2022)		\$1,786,558	\$1,786,558	0%
Remaining Funds	\$5,710,658			


Motorist Modernization – Phase II: Office of Motorist Modernization

Weekly Status Report for the week ending **December 30, 2022**

Phase II - Stoplight Report - as of 12/30/2022

Team A - T&R Issuance

Current Sprint: Sprint 48 (**Ends 01/10/2023**)

	Milestone: I (01/18/2022)
Development:	Green
Testing:	Red
Business Actions:	Green
Technical Debt:	Green
Backlog Health:	Green

J (04/26/2022)
Red
Red
Red
Green
Red

Full Backlog
Red
Red
Yellow
Green
Red

	Stories	Change	Dev Est	Dev	Stories
Not Started	-	👉	-	0.0%	0.0%
Refinement	-	👉	-	0.0%	0.0%
Development	-	👉	-	0.0%	0.0%
Testing	22	3	210	21.1%	6.0%
Done	343	+2	772	77.7%	93.2%
Blocked	3	+1	12	1.2%	0.8%
Total:	368	👉	994		

Stories	Change	Dev Est	Dev	Stories
14	👉	104	5.4%	4.4%
3	👉	24	1.3%	0.9%
1	2	32	1.7%	0.3%
94	+1	997	52.1%	29.5%
193	👉	640	33.5%	60.5%
14	+2	116	6.1%	4.4%
319	👉	1,913		

Stories	Change	Dev Est	Dev	Stories
1,203	👉	12,290	53.8%	48.7%
31	5	432	1.9%	1.3%
20	1	244	1.1%	0.8%
258	+1	2,803	12.3%	10.5%
917	+2	6,557	28.7%	37.2%
39	+3	528	2.3%	1.6%
2,468	👉	22,854		

Portal/Fleet Team

Current Sprint: Sprint 43 (**Ends 01/12/2023**)

	Milestone: L (10/20/2022)
Development:	Red
Testing:	Red
Business Actions:	Red
Technical Debt:	Green
Backlog Health:	Red

M (01/26/2023)
Red
Red
Red
Green
Red

Full Backlog
Red
Red
Red
Green
Red


	Stories	Change	Dev Est	Dev	Stories
Not Started	111	👉	624	72.9%	72.1%
Refinement	-	👉	-	0.0%	0.0%
Development	6	👉	40	4.7%	3.9%
Testing	5	👉	28	3.3%	3.2%
Done	25	👉	120	14.0%	16.2%
Blocked	7	👉	44	5.1%	4.5%
Total:	154	👉	856		

Stories	Change	Dev Est	Dev	Stories
94	👉	604	98.7%	97.9%
-	👉	-	0.0%	0.0%
-	👉	-	0.0%	0.0%
-	👉	-	0.0%	0.0%
-	👉	-	0.0%	0.0%
2	👉	8	1.3%	2.1%
96	👉	612		

Stories	Change	Dev Est	Dev	Stories
609	👉	5,000	71.3%	62.8%
1	👉	4	0.1%	0.1%
7	👉	40	0.6%	0.7%
6	👉	28	0.4%	0.6%
337	👉	1,890	26.9%	34.8%
9	👉	52	0.7%	0.9%
969	👉	7,014		

Team B - MV Globals

Current Sprint: Sprint 48 (**Ends 01/11/2023**)

	Milestone: K (08/03/2022)
Development:	Red
Testing:	Red
Business Actions:	Green
Technical Debt:	Green
Backlog Health:	Green

L (10/19/2022)
Red
Red
Green
Green
Red

Full Backlog
Red
Red
Green
Green
Red


	Stories	Change	Dev Est	Dev	Stories
Not Started	-	👉	-	0.0%	0.0%
Refinement	1	👉	24	2.2%	1.4%
Development	2	👉	48	4.4%	2.7%
Testing	2	👉	40	3.7%	2.7%
Done	65	👉	912	83.8%	89.0%
Blocked	3	👉	64	5.9%	4.1%
Total:	73	👉	1,088		

Stories	Change	Dev Est	Dev	Stories
44	👉	640	61.1%	58.7%
8	1	88	8.4%	10.7%
5	👉	80	7.6%	6.7%
3	+1	48	4.6%	4.0%
12	👉	176	16.8%	16.0%
3	👉	16	1.5%	4.0%
75	👉	1,048		

Stories	Change	Dev Est	Dev	Stories
614	👉	6,916	52.1%	57.4%
12	1	160	1.2%	1.1%
10	👉	-	0.0%	0.9%
6	+1	104	0.8%	0.6%
421	👉	6,008	45.2%	39.3%
7	👉	96	0.7%	0.7%
1,070	👉	13,284		

IFTA/IRP

Current Sprint: Tech Debt Support (**Ends 01/10/2023**)

	Milestone: N (04/18/2023)
Development:	Green
Testing:	Green
Business Actions:	Green
Technical Debt:	Green
Backlog Health:	Green

Full Backlog
Green
Green
Green
Green
Green

	Stories	Change	Dev Est	Dev	Stories
Not Started	-	👉	-	0.0%	0.0%
Refinement	-	👉	-	0.0%	0.0%
Development	-	👉	-	0.0%	0.0%
Testing	-	👉	-	0.0%	0.0%
Done	-	👉	-	0.0%	0.0%
Blocked	-	👉	-	0.0%	0.0%
Total:	-	👉	-		

Stories	Change	Dev Est	Dev	Stories
17	👉	-	0.0%	7.8%
-	👉	-	0.0%	0.0%
-	👉	-	0.0%	0.0%
-	👉	-	0.0%	0.0%
202	👉	4,822	100.0%	92.2%
-	👉	-	0.0%	0.0%
219	👉	4,822		

Enterprise Team

Current Sprint: Sprint 48 (**Ends 01/10/2023**)

	Milestone: Milestone J
Development:	Red
Testing:	Green
Business Actions:	Green
Technical Debt:	Green
Backlog Health:	Red

Milestone K
Green
Green
Green
Green
Green

Full Backlog
Yellow
Green
Green
Green
Yellow


	Stories	Change	Dev Est	Dev	Stories
Not Started	2	👉	n/a	n/a	-
Refinement	-	👉	n/a	n/a	-
Development	3	👉	n/a	n/a	-
Testing	-	👉	n/a	n/a	-
Done	-	👉	n/a	n/a	-
Blocked	-	👉	n/a	n/a	-
Total:	5	👉	-		

Stories	Change	Dev Est	Dev	Stories
-	👉	n/a	n/a	-
-	👉	n/a	n/a	-
-	👉	n/a	n/a	-
-	👉	n/a	n/a	-
-	👉	n/a	n/a	-
-	👉	n/a	n/a	-
-	👉	-		

Stories	Change	Dev Est	Dev	Stories
67	👉	n/a	n/a	59.8%
-	👉	n/a	n/a	0.0%
7	👉	n/a	n/a	6.3%
1	👉	n/a	n/a	0.9%
36	👉	n/a	n/a	32.1%
1	👉	n/a	n/a	0.9%
112	👉	-		

Florida Smart ID

Current Sprint: Phase III - Sprint 4 (**Ends 01/10/2023**)

	Milestone: D (May 2023)
Development:	Green
Testing:	Green
Business Actions:	Yellow
Technical Debt:	Green
Backlog Health:	Green

Full Backlog
Green
Green
Green
Green
Green

	Stories	Change	Dev Est	Dev	Stories
Not Started	50	👉	-	n/a	89.3%
Refinement	4	👉	-	n/a	7.1%
Development	-	👉	-	n/a	0.0%
Testing	-	👉	-	n/a	0.0%
Done	2	👉	-	n/a	3.6%
Blocked	-	👉	-	n/a	0.0%
Total:	56	👉	-		

Stories	Change	Dev Est	Dev	Stories
50	👉	-	n/a	29.9%
4	👉	-	n/a	2.4%
-	👉	-	n/a	0.0%
-	👉	-	n/a	0.0%
113	👉	-	n/a	67.7%
-	👉	-	n/a	0.0%
167	👉	-		

Phase II - Stoplight Report - as of 12/30/2022

Team A - T&R Issuance

Current Sprint: Sprint 48 (Ends 01/10/2023)



Milestone:	I (01/18/2022)
Development:	Green
Testing:	Red
Business Actions:	Green
Technical Debt:	Green
Backlog Health:	Green

	Stories	Change	Dev Est	Dev	Stories
Not Started	-	↔	-	0.0%	0.0%
Refinement	-	↔	-	0.0%	0.0%
Development	-	↔	-	0.0%	0.0%
Testing	22	-3 ↓	210	21.1%	6.0%
Done	343	+2 ↑	772	77.7%	93.2%
Blocked	3	+1 ↑	12	1.2%	0.8%
Total:	368	↔	994		

Milestone:	L (10/18/2022)
Development:	Red
Testing:	Red
Business Actions:	Red
Technical Debt:	Green
Backlog Health:	Red

	Stories	Change	Dev Est	Dev	Stories
Not Started	207	↔	1,734	63.8%	68.8%
Refinement	16	-5 ↓	200	7.4%	5.3%
Development	17	+2 ↑	220	8.1%	5.6%
Testing	38	+3 ↑	368	13.5%	12.6%
Done	16	↔	60	2.2%	5.3%
Blocked	7	↔	136	5.0%	2.3%
	301	↔	2,718		

Milestone:	J (04/26/2022)
Development:	Red
Testing:	Red
Business Actions:	Red
Technical Debt:	Green
Backlog Health:	Red

	Stories	Change	Dev Est	Dev	Stories
Not Started	14	↔	104	5.4%	4.4%
Refinement	3	↔	24	1.3%	0.9%
Development	1	-2 ↓	32	1.7%	0.3%
Testing	94	+1 ↑	997	52.1%	29.5%
Done	193	↔	640	33.5%	60.5%
Blocked	14	+2 ↑	116	6.1%	4.4%
	319	↔	1,913		

Milestone:	M (01/24/2023)
Development:	Red
Testing:	Red
Business Actions:	Yellow
Technical Debt:	Green
Backlog Health:	Red


	Stories	Change	Dev Est	Dev	Stories
Not Started	393	↔	3,892	89.2%	94.5%
Refinement	12	↔	208	4.8%	2.9%
Development	-	-1 ↓	60	1.4%	0.0%
Testing	1	+1 ↑	-	0.0%	0.2%
Done	-	↔	-	0.0%	0.0%
Blocked	10	↔	204	4.7%	2.4%
	416	-6 ↓	4,364		

Milestone:	K (08/02/2022)
Development:	Red
Testing:	Red
Business Actions:	Red
Technical Debt:	Green
Backlog Health:	Red

	Stories	Change	Dev Est	Dev	Stories
Not Started	-	↔	-	0.0%	0.0%
Refinement	-	↔	-	0.0%	0.0%
Development	1	↔	32	1.7%	0.4%
Testing	90	↔	1,060	57.0%	39.5%
Done	131	↔	708	38.1%	57.5%
Blocked	6	↔	60	3.2%	2.6%
	228	↔	1,860		

Milestone:	Full Backlog
Development:	Red
Testing:	Red
Business Actions:	Yellow
Technical Debt:	Green
Backlog Health:	Red

	Stories	Change	Dev Est	Dev	Stories
Not Started	1,203	↔	12,290	53.8%	48.7%
Refinement	31	-5 ↓	432	1.9%	1.3%
Development	20	-1 ↓	244	1.1%	0.8%
Testing	258	+1 ↑	2,803	12.3%	10.5%
Done	917	+2 ↑	6,557	28.7%	37.2%
Blocked	39	+3 ↑	528	2.3%	1.6%
	2,468	↔	22,854		



FLHSMV
FLORIDA HIGHWAY SAFETY AND MOTOR VEHICLES



Motorist Modernization Phase II – January 10, 2023

STATE OF THE STATE



IFTA / IRP Project Update

Key Dates, Activities Milestones

Contract Signed – **06/2020 to Celtic**

Deliverables in next 30-60 Days & Status

- Complete Vendor Conversion/Cleansing Data Cycle 4 – **02/20/23**
- Audit development Completion- **04/21/23**

Important Activities – January

- Transition testing to the Stage environment.
- Provide support for Vendor configuration through April 2023.

Key Dependencies/Assumptions

- Stage environment transition to conduct remaining phases of Vendor testing.

IFTA/IRP Specific Risks & Issues – Program Level


- P2 – Issue #75 –IFTA Distribution process – CR#25 testing delayed due to end of day reporting issues. Software push on 12/19/22 is being monitored for resolution.

Team Profile


User Stories: 559*

Developers: 2*


Testers: 5*




Business Actions




COTS Configuration



ORION Integration



Data Conversion



Scope / Schedule

Florida Smart ID Project Update

Key Dates, Activities Milestones

Contract Signed – **06/2020 to Thales**

Deliverables in next 30-60 Days & Status

- Onboarding Additional mDL Vendors –
04/12/2021 – 06/11/2021

Important Activities

- Del 38 – Insurance Notifications
Design Due 12/16/2022
- Release 3 – TBD:
 - Registration/Insurance (HB 0749)
 - Online Authentication
 - High Level Schedule:
 - Requirements Approved 01/23
 - Dev Complete 03/23
 - UAT Complete 04/23
 - Prod Demo 05/23

Key Dependencies/Assumptions

- Keep initial release meaningful, but sized for “success” given short timeline
- Other vendors are dependent upon Thales Remote Enrollment updates

mDL Specific Risks & Issues – Program Level


- **Issue 42 - Risk 94 FSID Onboarding Realized**
- **Issue 62 - FSID Release 3 Delayed Start**

Team Profile


User Stories: 106

Developers: 0


Testers: 2+




Business Actions




Florida SMART ID
Configuration



FLHSMV Integration



Security / Technology



Scope / Schedule

Enterprise Content Management (ECM) Project Update

Key Dates, Activities Milestones

- **06/2020** - Contract signed with Next Phase Solutions for OnBase Software
- **9/30/22** – Amendment for NPS Managed Support executed

Important Activities – Jan

- One document type remaining for sample conversion (MVVI)
 - Conversion in progress, SEU will validate the documents
- Production configuration update for MVVI needed (on hold until after state-to-state deployment/Go-Live)
- NPS to start building production iterations
- Discussions continue to ensure change management and support process alignment between HSMV and NPS
- Long-term storage scheduled to be available by end of Jan 2023
- Started planning effort for DLSCAN conversion

Key Dependencies/Assumptions

- Production conversion dependent on completion of successful sample conversion
- Availability of Conversion Hardware to begin production conversion

ECM Specific Risks & Issues

Risk 101 – Delays in configuring new documents in OnBase could cause schedule delays (Opened 8/17/21)


Risk 106 – If long term storage isn't procured, the ECM schedule could experience further delays (Opened 9/30/22)

Team Profile


User Stories: N/A

Developers: 2


Testers: 3+




Business Actions




ECM Configuration



ORION Integration



Security / Technology



Scope / Schedule

Portal Fleet(MyDMV Portal Phase II)Project Update

Key Dates, Activities Milestones

- Milestone M Sprint 42
 - Working the approved CR31 for Parking Permits (Renewals-Testing Complete, Replacements, Subsequent) Milestone L stories

Important Activities – Nov/Dec

- Determined Critical Items for MyDMV Backlog CR.
- Continuing design questions for Kiosk, inventory control, printing and in office pick-up for issuances in portal team backlog

Key Dependencies/Assumptions


- Depends on the approval and prioritization of new features and any features that can be deployed earlier than the approved release schedule.
- Readiness of code from Team A and Globals –there's cross team dependencies.

Portal Specific Risks & Issues – Program Level


- Issue 15 - One developer position is opened – the team currently has 3 developers.
- Issue 70- Cross team dependency upgraded to an issue. Team is currently impacted by core requirements and coding.

Team Profile


User Stories: 1025
Developers: 3
Testers: 8+




Business Actions




Technical Debt



Development (L)



Testing (L)



Backlog Health