



Red Light Camera Summary Report

Leaders in Service • Agents of Progress • Champions for Safety

Fiscal Year 2014–2015

DECEMBER 31, 2015

revised 01/07/16

Introduction

Section 316.0083(4)(b), Florida Statutes, directs the Department of Highway Safety and Motor Vehicles (department) to provide a summary report on the use and operation of traffic infraction detectors (red light cameras) in Florida. Per statute, the department “must include a review of information submitted to the department by the counties and municipalities and must describe the enhancement of the traffic safety and enforcement programs.”

Section 316.0083, Florida Statutes, describes the process for violations of traffic infraction detectors. A traffic infraction enforcement officer issues a Notice of Violation (NOV) to the violator within 30 days of a violation. The violator may pay the notice or contest the violation through an appeals process within 60 days. If the violator fails to pay or appeal the notice, a traffic infraction enforcement officer issues a Uniform Traffic Citation (UTC) to the violator, with a copy to the Clerk of Court for adjudication.

Part one of the report summarizes red light camera programs that were operational during Fiscal Year (FY) 2014-2015. Part two includes the department’s analysis of crashes that occurred at red light camera intersections.

Part 1

Survey Methodology

The department created an online survey to gather information and data from counties and municipalities (jurisdictions) responsible for the administration of red light camera programs during FY 2014-2015. The 26 question survey included topics such as procedures, NOVs and program size, and covered activity that occurred from July 1, 2014 to June 30, 2015. As there is no statewide oversight of red light camera programs, the department does not have a definitive number of red light cameras in operation, nor the location of such cameras. Therefore, jurisdictions were also asked to complete a spreadsheet regarding camera and intersection locations, along with dates of operation. With this self-reported information, the department was able to independently analyze crash data.

Surveys were distributed to all jurisdictions that responded to previous red light camera surveys, and to those who remitted red light camera monies to the Department of Revenue (DOR) during the reporting period. In addition, the Florida Sheriffs Association, the Florida Police Chiefs Association, the Florida League of Cities and the Florida Association of Counties aided in distributing surveys to their members.

The deadline for survey responses was October 1, 2015. Actions that jurisdictions may have taken related to their program after that date are not reflected in this report.

Summary of Survey Responses

In total, 71 jurisdictions responded that red light cameras were operational during the outlined reporting period (July 1, 2014 – June 30, 2015). Of the jurisdictions that remitted monies to the DOR during the reporting period, Bal Harbour Village and Florida City were the only jurisdictions that did not respond to the department’s survey.

Nine (12.7%) jurisdictions reported an increase in the number of red light cameras in operation, 22 (31.0%) reported a decrease and 40 (56.3%) reported no change. Similarly, six (8.5%) jurisdictions reported an increase in the number of intersections with an operational red light camera, 20 (28.2%) reported a decrease and 45 (63.4%) reported no change. Further, 53 jurisdictions reported that they are continuing their red light camera program in FY 2015-2016.

Enforcement

Jurisdictions indicated:

- 963,039 NOVs issued¹
 - 630,365 (65.4%) paid fine
 - 14,814 (1.5%) contested and dismissed
- 3,036 vehicle registration holds requested by jurisdictions
- 3,438 persons were issued multiple red light camera violations

¹ Some jurisdictions reported that they were not able to track the status of NOVs, therefore actual numbers may vary.

(Figure 1)

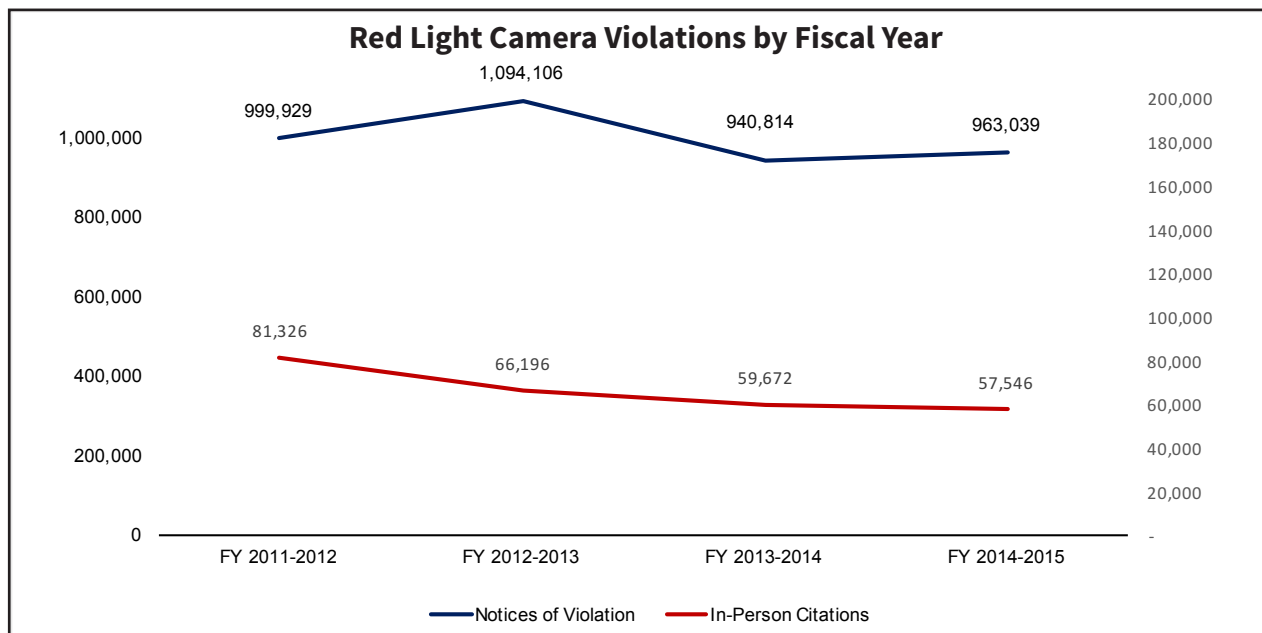


Figure 1 shows the number of NOVs issued for red light camera violations over the past four years. The graph also depicts the number of citations issued in person by law enforcement. The number of NOVs issued for red light camera violations has remained relatively steady, decreasing approximately four percent from FY 2011-2012 to FY 2014-2015. Over the same time period, the number of in-person UTCs issued for running a red light has decreased (approximately 30% reduction). The department must rely on self-reported information for the number of NOVs issued each year, but in-person citations are tracked through the Clerk of the Court System (UTC numbers reflect data submitted to the department as of 12/31/2015).

(Figure 2)

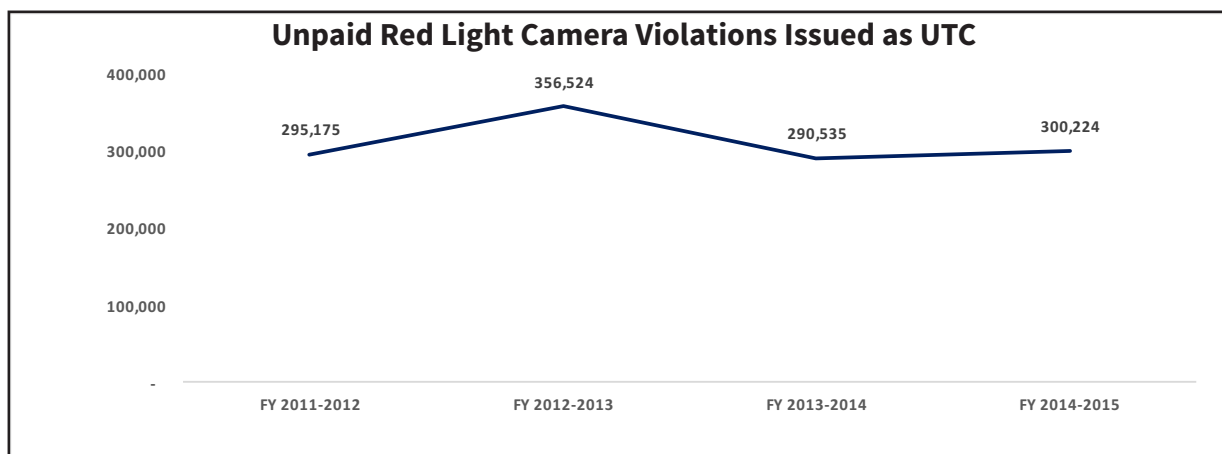


Figure 2 shows the number of unpaid red light camera violations that resulted in a UTC being assessed.

Personnel

Jurisdictions were asked who reviews the camera images before issuing NOVs, who reviews contested NOVs and who ultimately issues UTCs. Options included law enforcement officer, non-sworn government employee, non-sworn contractor employee and other. The below table reflects jurisdiction responses.

(Table 1)

Personnel	Review Camera Images	Review Contested Notices of Violation	Issue Uniform Traffic Citations
Law Enforcement Officer	62	56	57
Non-sworn Government Employee	23	24	21
Non-sworn Contractor Employee	16	7	7
Other (see Appendix D)	5	11	8

Jurisdictions could select multiple options for each question so numbers do not sum to the total number of respondents.

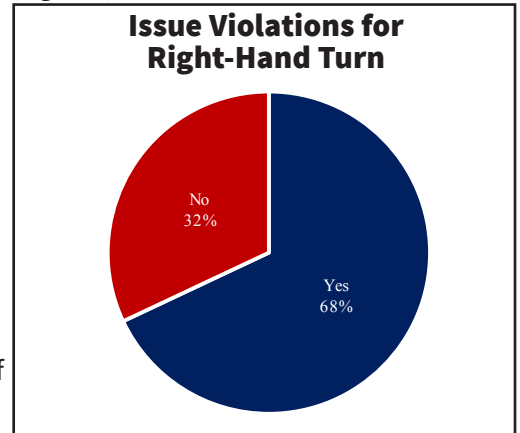
Right-Hand Turns

Pursuant to section 316.0083, Florida Statutes:

- “A Notice of Violation and a traffic citation may not be issued for failure to stop at a red light if the driver is making a right-hand turn in a careful and prudent manner at an intersection where right-hand turns are permissible.”
- “A Notice of Violation and Uniform Traffic Citation may not be issued under this section if the driver of the vehicle came to a complete stop after crossing the stop line and before turning right if permissible at a red light, but failed to stop before crossing over the stop line or other point at which a stop is required.”

The terms in this section of statute are left to the interpretation of each respective jurisdiction (see Appendix C for definitions provided to the department). For FY 2014-2015, 68 percent of responding jurisdictions issued NOVs for persons making right turns on red signals. Jurisdictions indicated that 253,744 (26.34%) NOVs were issued for right-hand turns during the reporting period (July 1, 2014 – June 30, 2015). This was the first year the department has collected these numbers.

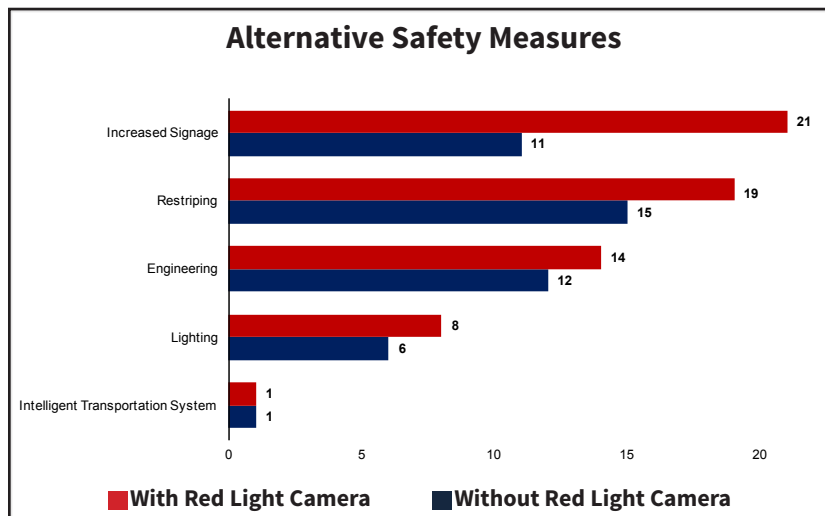
(Figure 3)



Alternative Safety Measures

The department also inquired on what other actions jurisdictions had taken to improve safety measures at intersections during the reporting period. A majority of jurisdictions indicated that they had implemented at least one action. The results of this question are shown in Figure 4 (see Appendix D for other responses).

(Figure 4)



Part 2 Crash Analysis

Jurisdictions self-reported crash information for the past three red light camera reports. This year, however, the camera and intersection information provided by the jurisdictions allowed the department to independently analyze crashes using the official crash database. Intersections were only included in the analysis if at least one camera was active for at least one year, and the camera was activated between January 1, 2012 and September 30, 2014. These criteria were chosen because the current crash report form was implemented in 2011, and these dates allow at least one year comparison before and after the activation of the camera. Table 2 shows the breakdown of crashes that occurred before and after the activation of red light cameras at intersections included in the analysis. Reference Appendix A and B for a breakdown of crashes by reporting jurisdiction.

(Table 2)

	Before RLC Installed	After RLC Installed	Percent Change
Total Crashes	3,453	3,959	14.65%
Angle Crashes	815	814	-0.12%
Rear-End Crashes	835	920	10.18%
Non-Incapacitating Injuries	495	506	2.22%
Incapacitating Injuries	174	225	29.31%
Fatalities	16	18	
Crashes involving Non-Motorists	185	216	16.75%
Fatal Crashes Involving Non-Motorists	4	7	

See Appendix C for definitions

The change in number of crashes noted in the analysis follows the statewide trend during the period of this analysis (approximately 50% increase statewide, 2011-2014). Two possible factors that could have contributed to the change in crash numbers are the increase in vehicle miles traveled (VMT) and the increase in crash reports with accurate location information (latitude and longitude). The probability of a crash occurring increases as people drive more, and daily VMT in Florida increased 4.7 percent from 2011 to 2014. The second factor is attributed to the reliance on location data for this analysis. In order to analyze crashes that occurred at certain intersections, it is necessary to know both the location of the intersection and the location of crashes. Intersection locations (latitude and longitude) were submitted along with the survey, however latitude and longitude are not attached to every crash report. The percentage of crash reports with location information has increased statewide 6.85 percent from 2011 to 2015, so it is possible that a higher percentage of crashes were analyzed in the “after” window than in the “before” window. The crash analysis should be put into context of the overall complexity of the issue at hand, as other factors may contribute to the change in number of crashes outlined in this report.

Recommendations

The following recommendations would allow for accurate reporting of information that cannot currently be tracked through existing systems.

1. Require jurisdictions to track camera information including location (GPS coordinates) and dates of operation.
2. Require jurisdictions to track the issuance of NOVs, including the status of those violations (paid, contested, issued as UTC).
3. Require jurisdictions to track the issuance of NOVs for right-hand turns.
4. Require jurisdictions to report safety countermeasures taken prior to and after the installation of red light cameras (examples: infrastructure changes, type and layout of signage, pedestrian cross walks, bike lanes, intelligent transportation systems [ITS]).
5. In accordance with statute, the department will continue to review and report on the status and trends of the use and operation of red light cameras. In order to determine the enhancement of traffic safety, the department recommends a more thorough analysis be conducted by an independent organization using appropriate local and state agency resources.

Appendix A: Crashes Before and After Red Light Camera Implementation by Jurisdiction

Reporting Jurisdiction	# Intersections Analyzed	Total Before	Total After	Total % Change	Angle Before	Angle After	Angle % Change	Rear-End Before	Rear-End After	Rear-End % Change
Apopka	4	16	27	68.75%	5	1	-80.00%	5	14	180.00%
Aventura	3	76	62	-18.42%	6	6	0.00%	7	5	-28.57%
Boca Raton	6	11	30	172.73%	2	4	100.00%	1	11	1000.00%
Boynton Beach	4	16	49	206.25%	1	0	-100.00%	0	1	---
Brooksville	7	35	17	-51.43%	6	1	-83.33%	11	6	-45.45%
Campbellton	1	2	1	-50.00%	1	0	-100.00%	1	1	0.00%
Clearwater	2	23	31	34.78%	6	8	33.33%	6	3	-50.00%
Clermont	4	38	35	-7.89%	9	2	-77.78%	9	4	-55.56%
Clewiston	2	0	1	---	0	0	---	0	1	---
Davie	1	28	10	-64.29%	6	2	-66.67%	5	3	-40.00%
Ft. Lauderdale	14	74	80	8.11%	17	11	-35.29%	11	11	0.00%
Jacksonville	23	669	684	2.24%	143	194	35.66%	258	277	7.36%
Lakeland	5	33	50	51.52%	7	27	285.71%	7	10	42.86%
Maitland	1	10	1	-90.00%	0	0	---	0	0	---
Manatee County	6	100	109	9.00%	32	31	-3.13%	44	49	11.36%
Medley	2	10	6	-40.00%	0	1	---	3	0	-100.00%
Miami	50	737	878	19.13%	110	72	-34.55%	87	49	-43.68%
Miami Springs	1	4	4	0.00%	2	2	0.00%	0	0	---
New Port Richey	5	39	58	48.72%	11	8	-27.27%	11	16	45.45%
North Miami Beach	5	62	103	66.13%	17	22	29.41%	9	22	144.44%
Ocoee	2	28	22	-21.43%	11	1	-90.91%	2	3	50.00%
Oldsmar	4	38	44	15.79%	10	2	-80.00%	8	5	-37.50%
Orange County	26	421	431	2.38%	165	169	2.42%	127	135	6.30%
Orlando	5	75	128	70.67%	8	22	175.00%	17	36	111.76%
Osceola County	11	118	147	24.58%	42	48	14.29%	46	47	2.17%
Palatka	6	24	24	0.00%	9	5	-44.44%	4	6	50.00%
Palin Beach County	5	59	71	20.34%	11	10	-9.09%	17	28	64.71%
Palm Coast	24	83	178	114.46%	27	31	14.81%	27	49	81.48%
Pinecrest	4	42	40	-4.76%	8	6	-25.00%	6	4	-33.33%
Sarasota	8	162	194	19.75%	42	38	-9.52%	34	60	76.47%
Sunrise	7	48	89	85.42%	22	42	90.91%	6	11	83.33%
Tallahassee	1	13	19	46.15%	1	0	-100.00%	4	5	25.00%
Tamarac	8	100	147	47.00%	12	14	16.67%	12	13	8.33%
Tampa	8	99	149	50.51%	12	29	141.67%	17	26	52.94%
West Miami	1	1	9	800.00%	0	1	---	1	2	100.00%
West Palm Beach	5	119	0	-100.00%	42	0	-100.00%	26	0	-100.00%
West Park	5	40	31	-22.50%	12	4	-66.67%	6	7	16.67%
Grand Total	276	3,453	3,959	14.65%	815	814	-0.12%	835	920	10.18%

Appendix A: Crashes Before and After Red Light Camera Implementation by Jurisdiction

Reporting Jurisdiction	# Intersections Analyzed	Non-Incapacitating Injuries Before	Non-Incapacitating Injuries After	Non-Incapacitating Injuries % Change	Incapacitating Injuries Before	Incapacitating Injuries After	Incapacitating Injuries % Change	Fatalities Before	Fatalities After
Apopka	4	4	5	25.00%	0	1	---	0	0
Aventura	3	18	14	-22.22%	6	4	-33.33%	0	0
Boca Raton	6	1	9	800.00%	0	3	---	0	0
Boynton Beach	4	5	12	140.00%	0	0	---	1	0
Brooksville	7	2	0	-100.00%	3	0	-100.00%	0	0
Campbellton	1	0	0	---	0	0	---	0	0
Clearwater	2	5	6	20.00%	2	3	50.00%	1	0
Clermont	4	7	6	-14.29%	2	3	50.00%	0	0
Clewiston	2	0	0	---	0	0	---	0	0
Davie	1	5	2	-60.00%	1	2	100.00%	0	1
Ft. Lauderdale	14	16	6	-62.50%	5	3	-40.00%	0	1
Jacksonville	23	74	73	-1.35%	22	21	-4.55%	4	2
Lakeland	5	8	14	75.00%	2	4	100.00%	0	0
Maitland	1	0	0	---	0	0	---	0	0
Manatee County	6	11	10	-9.09%	10	16	60.00%	1	1
Medley	2	0	1	---	0	0	---	0	1
Miami	50	50	66	32.00%	16	22	37.50%	1	4
Miami Springs	1	1	1	0.00%	0	0	---	0	0
New Port Richey	5	13	11	-15.38%	1	4	300.00%	0	1
North Miami Beach	5	16	12	-25.00%	1	2	100.00%	0	1
Ocoee	2	7	6	-14.29%	1	0	-100.00%	0	0
Oldsmar	4	3	5	66.67%	8	1	-87.50%	0	0
Orange County	26	59	50	-15.25%	38	72	89.47%	2	1
Orlando	5	10	17	70.00%	3	1	-66.67%	0	1
Osceola County	11	15	19	26.67%	10	22	120.00%	0	0
Palatka	6	8	6	-25.00%	0	1	---	0	0
Palm Beach County	5	14	12	-14.29%	4	1	-75.00%	1	0
Palm Coast	24	19	35	84.21%	12	17	41.67%	1	1
Pinecrest	4	3	1	-66.67%	0	0	---	0	0
Sarasota	8	39	36	-7.69%	5	7	40.00%	1	0
Sunrise	7	12	19	58.33%	4	7	75.00%	0	0
Tallahassee	1	5	1	-80.00%	0	0	---	0	0
Tamarac	8	15	23	53.33%	3	1	-66.67%	0	1
Tampa	8	24	25	4.17%	6	7	16.67%	0	2
West Miami	1	0	0	---	0	0	---	0	0
West Palm Beach	5	18	0	-100.00%	7	0	-100.00%	2	0
West Park	5	8	3	-62.50%	2	0	-100.00%	1	0
Grand Total	276	495	506	2.22%	174	225	29.31%	16	18

Appendix B: Crashes Involving Non-Motorists Before and After Red Light Camera Implementation

# Crashes Involving Non-Motorist (Pedestrians and Bicyclist) at Red Light Camera Intersections				
Reporting Jurisdiction	# Intersections Analyzed	Before	After	Change
Apopka	4	1	1	0
Aventura	3	2	0	-2
Boca Raton	6	1	3	2
Boynton Beach	4	0	5	5
Brooksville	7	1	0	-1
Clearwater	2	3	5	2
Clermont	4	0	2	2
Davie	1	1	1	0
Ft. Lauderdale	14	7	8	1
Jacksonville	23	18	24	6
Lakeland	5	1	1	0
Manatee County	6	2	3	1
Medley	2	1	0	-1
Miami	50	45	37	-8
New Port Richey	5	1	1	0
North Miami Beach	5	4	4	0
Ocoee	2	3	2	-1
Oldsmar	4	4	2	-2
Orange County	26	23	29	6
Orlando	5	6	14	8
Osceola County	11	1	6	5
Palatka	6	4	1	-3
Palm Beach County	5	4	3	-1
Palm Coast	24	5	16	11
Pinecrest	4	2	0	-2
Sarasota	8	25	15	-10
Sunrise	7	7	12	5
Tallahassee	1	0	0	0
Tamarac	8	3	10	7
Tampa	8	9	8	-1
West Palm Beach	5	1	1	0
West Park	5	0	2	2
Grand Total	270	185	216	31

Table does not include jurisdictions with no crashes involving Non-Motorists

Appendix C: Glossary of Terms

Angle Crash	A crash where two vehicles impact at an angle. For example, the left front of one vehicle impacts the side of another vehicle.
Rear-End Crash	A crash where the front of one vehicle impacts the back of another vehicle.
Non-incapacitating injury	Any visible injuries such as bruises, abrasions, limping, etc.
Incapacitating injury	Any visible signs of injury from a crash or person(s) who had to be carried from the scene.
Fatal Injury	Any injury that results in death within a 30 day period after the crash occurred.
Non-Motorist	Any person other than an occupant of a motor vehicle in transport. This includes pedestrians, occupants of other motor vehicles not in transport and occupants of transport vehicles other than motor vehicles.

Florida Department of Highway Safety and Motor Vehicles

Appendix D: Jurisdiction Responses to Survey

Name of Jurisdiction (City or County)	Open-Ended Response	What Department oversees the red-light camera program?	Name	Agency	Email Address	Phone Number	Has your jurisdiction operated red-light cameras within the reporting period (July 1, 2014 - June 30, 2015)?	Open-Ended Response	As of July 1, 2014, how many red-light cameras were operational?	As of June 30, 2015, how many red-light cameras were operational?
Boca Raton	Police Services		Peter Bahr	Boca Raton Police	pbahr@myboca.us	561-620-6059	Yes	12	0	
Brooksville Police Department	Red Light Camera Division		Rick Hankins	Brooksville Police Department	rhankins@cityofbrooksville.us	352-540-3900	Yes	16	16	
Campbellton	Public Safety-Law Enforcement		Edward L. Britt	Town of Campbellton	lc324.26@bellsouth.net	(850) 263-4335	Yes	2	2	
City of Apopka	Police		Lt. Stephen Brick	Apopka Police Department	swbrick@apopka.net	407-703-1757	Yes	22	21	
City of Aventura	Community Development, Code Compliance Division		Joanne Carr	City of Aventura	ccarr@cityofaventura.com	305 466 8940	Yes	12	12	
City of Boynton Beach	Boynton Beach Police Dept. - Traffic Unit		CSO A Petriello #072	Boynton Beach Police Dept.	petriello@btfl.us	561-742-6119	Yes	15	0	
City of Bradenton	Bradenton Police Department		Sgt. Phillip E. Waller	Bradenton Police Dept.	ph.waller@cityofbradenton.com	941-932-9300x318	Yes	7	7	
City of Clearwater	Patrol/Special Operations/Traffic		Lt. Michael Walek	Clearwater Police Department	michael.walek@myclearwater.com	727-567-4119	Yes	3	3	
City of Clewiston	Clewiston Police Department		Debbie McNeil	Clewiston Police Department	mcmneil@clgh.net	(863) 983-1474 ext 212	Yes	2	2	
City of Cocoa Beach	Police Department		Jeff Taylor	Cocoa Beach Police Department	jtaylor@cityofcocoabeach.com	321-868-3251	Yes	4	0	
City of Coral Gables	Administrative Division		Police Sergeant Cathy Jewett	City of Coral Gables Police Department	Cathy.Jewett@coralgbl.com	786-246-4600	Yes	11	0	
City of Doral	Police		Commander George Penwise II	City of Doral	scott.penwise@dovalandfl.gov	352-234-1660	Yes	2	2	
City of Gulf Breeze	Police Department		Chief Robert Fendle	Gulf Breeze Police Department	rnfendle@gulfbreeze.org	850-934-5121	Yes	6	6	
City of Gulfport	Police Department		Robert Vincent	Gulfport Police Department	rvincent@mygulfport.us	727-893-1049	Yes	3	3	
City of Haines City, Polk County	Police Department		Tim Glover	Haines City Police Department	tglover@hainescitypd.com	863-421-3636 ext 2267	Yes	13	13	
City of Hallandale Beach	Police		Miguel Martinez	Hallandale Beach Police Dept.	mmartinez@cohb.org	954-457-1490	Yes	3	0	
City of Holly Hill	Police Department		Stephen K. Aldrich	Holly Hill Police Department	saldrich@hollyhill.org	386-248-9484	Yes	8	0	
City of Hollywood	Hollywood Police Department		Lieutenant Selina Hightower	Hollywood Police Department	slightower@hollywoodfl.org	(954) 967-4371	Yes	17	0	
City of Homestead	Police Department		Lt. Thomas Surman	Homestead Police Dept.	tsurman@homesteadpolice.com	305-224-5411	Yes	4	4	
City of Kissimmee	Kissimmee Police Department		Sgt. Jim Loughlin	Kissimmee Police Department	jloughlin@kissimmee.org	407-847-0176 *3257	Yes	16	16	
City of Margate	Police Department - Traffic Unit		Sergeant Efrain Suarez	Margate Police Department	esuarez@marginetfl.com	954-970-8186	Yes	4	0	
City of Miami	Administration Division / Red Light Camera Enforcement		Ofc. Michael Vega	City of Miami	michael.vega@miami-police.org	(305) 603-6710	Yes	143	136	
City of Miami Gardens	Police Department		William Bamford	Miami Gardens Police Department	william.bamford@mgbpd.org	304.474.1391	Yes	28	28	
City of New Port Richey	Police Department		Kim Bogart	New Port Richey Police Department	kbogart@cityofnewportrichey.org	727-841-4550	Yes	9	9	
City of North Miami Beach	Police Department		Trifany Arqueata-Chuz	North Miami Beach Police Department	Trifany.Arqueata-Chuz@nmbpd.org	(305) 949-5500 ext. 2844	Yes	5	5	
City of Oldsmar	Administrative Services		Alan Braithwaite	City of Oldsmar	abraithwaite@myoldsmar.com	813-749-1107	Yes	4	0	
City of Orlando	Code Enforcement		Kory Keith	City of Orlando Code Enforcement	kory.keith@cityoforlando.net	407-246-3479	Yes	26 cameras	30 cameras	
City of Port Richey	Police Department		Ryan Runge	Port Richey Police Department	rrunge@cityofportrichey.com	727-8350974	Yes	4	5	
City of Sarasota	Sarasota Police Department		Bryan Graham	Sarasota Police	bryan.graham@sarasotapd.com	941 954 7022	Yes	22	23	
City of South Pasadena	Administration		Carley Lewis	City of South Pasadena	clewis@mysouthpasadena.com	727-347-4171	Yes	5	5	
City of St. Petersburg	Transportation		Evan Mory	City of St. Petersburg	evan.mory@stpete.org	727-551-3322	Yes	22	0	
City of Sweetwater	City of Sweetwater		Steven Lopez	SPD	Slopez@cityofsweetwater.fl.gov	305 924 4405	Yes	7	8	
City of Tallahassee	Public Works		Allen Secrest	City of Tallahassee	allen.secrest@talgov.com	850-891-8273	Yes	19	19	
City of Tamarac	Broward Sheriff's Office - Traffic Unit		Barry A Berthow	Broward Sheriff's Office	Barry_Berthow@sheriff.org	954-720-2225 ext 76002	Yes	15	15	
City of Tampa	Tampa Police Department		Corporal Paul Smalley	Tampa Police Department	paul.smalley@tampapd.gov	813-248-2055	Yes	50	54	
City of West Miami	Police Dept.		Nelson Andreu	West Miami Police Dept.	ChiefAndreu@WestMiamiPolice.org	3052660330	Yes	6	6	
City of West Palm Beach	Police Department/Traffic Division		Chris Robinson	West Palm Beach Police Department	CRobinson@WPB.org	561-832-1536	Yes	38	0	
City of West Park	Public Works		John Wilson	City of West Park	JWilson@Cityofwestpark.org	954 931-2149	Yes	6	5	
City of Winter Park	Special Operations		Saimuel Bellflore/Sgt Stan Locke	City of Winter Park Police Dept.	stellflore@cityofwinterpark.org/ stellflore@cityofwinterpark.org	407-643-1652/407-599-3523	Yes	8	8	

Florida Department of Highway Safety and Motor Vehicles

Appendix D: Jurisdiction Responses to Survey

Name of Jurisdiction (City or County)	Open-Ended Response	As of July 1, 2014, at how many were red-light cameras operational?	As of June 30, 2015, at how many were red-light cameras operational?	Please provide the following information regarding Notices of Violation issued for red-light camera violations in your jurisdiction between July 1, 2014 and June 30, 2015.							# Pending issuance as UTC	Open-Ended Response (July 1, 2014 - June 30, 2015)?	How does your jurisdiction submit crash data to the Department?	Response	Open-Ended Response
				Total #	# Paid	# Contested & pending	# Contested & dismissed	# Contested & upheld	# Issued as UTC	# Issued as UTC					
Booca Raton	6	0	0	1764	1177	0	9	33	528	0	0	0	Electronically	38	
Brooksville Police Department	7	7	7	13916	8810	7	13	46	4478	0	76	0	Electronically	1039	
Campbellton	1	1	1	1286	1029	0	2	11	162	0	0	0	Paper	21	
City of Apopka	10	10	10	30539	17925	6	20	620	7586	50	0	0	Electronically	1191	
City of Aventura	6	6	6	31574	18795	4	21	341	7557	99999	0	0	Electronically	2988	
City of Boynton Beach	7	0	0	14072	7737	866	6	76	3458	1903	approx 48 have been requested and pending		Electronically	812	
City of Bradenton	7	7	7	7375	5388	3	7	35	1424	47	3	0	Electronically	1	
City of Clearwater	2	2	2	8992	6144	19	713	25	1943	1	0	0	Electronically	191	
City of Clewiston	2	2	2	1974	1413	1	6	5	419	0	0	0	Electronically	Unknown	
City of Cocoa Beach	3	0	0	7066	5538	1	54	215	2061	0	None	0	Electronically	344	
City of Doral Police Department	3	0	0	1	1	1	1	1	3790	1	0	0	Electronically	0	
City of Groveland	2	2	2	1491	1025	0	7	6	468	0	0	0	Electronically	35	
City of Gulf Breeze	3	3	3	6575	5176	0	0	8	1261	0	0	0	Both	Unable to obtain data	
City of Gulfport	3	3	3	5350	3340	6	7	84	1835	0	0	0	Electronically	286	
City of Haines City, Polk County	7	7	7	8937	6394	72	22	50	2058	0	9	0	Both	268	
City of Hallandale Beach	2	0	0	1092	596	0	16	74	428	0	0	0	Electronically	1055	
City of Holly Hill	4	0	0	1219	923	0	30	30	470	0	None	0	Electronically	28	
City of Hollywood	9	0	0	12438	8459	105	33	226	3615	0	0	0	Electronically	81	
City of Homestead	3	3	3	7404	5060	1	12	206	495	24	0	0	Paper	373	
City of Kissimmee	9	9	9	16081	12010	50	70	104	3534	313	0	0	Electronically	760	
City of Margate	2	0	0	1906	905	0	5	0	383	0	0	0	Electronically	1902	
City of Miami	92	92	92	131674	83283	65	307	1133	30988	2500	482	0	Both	10,175 @ 2 / 2,066 @ 3 or more	
City of Miami Gardens	15	15	15	76101	63769	2259	7916	3599	12333	0	681	0	Electronically	5991	
City of New Port Richey	6	6	6	9686	6507	2	35	169	1676	0	0	0	Both	402	
City of North Miami Beach	5	5	5	8631	4917	0	17	127	2886	0	0	0	Electronically	200	
City of Oldsmar	4	0	0	1077	811	0	1	41	0	0	N/A	0	Electronically	20	
City of Orlando	13 intersections	14 intersections	14 intersections	21093	14003	0	9	81	5421	0	21	0	Electronically	493	
City of Port Richey	2	2	2	4069	2700	6	9	54	896	13	We do not do registration holds.		Electronically	88 plates where repeats or 2% of the violations	
City of Sarasota	10	10	10	23105	17500	9	8	243	4445	0	0	0	Electronically	1285	
City of South Pasadena	4	4	4	4545	3253	99999	99999	99999	952	99999	0	0	Electronically	154	
City of St. Petersburg	10	0	0	3511	3581	0	0	0	2395	0	82	0	Electronically	information not available	
City of Sweetwater	6	6	6	24922	15412	3	305	148	2777	20	72	0	Paper	1231	
City of Tallahassee	7	7	7	8118	5538	20	4	29	2042	120	0	0	Electronically	Not tracked	
City of Tamarac	8	8	8	18126	10522	0	21	37	3420	1176	0	0	Electronically	681	
City of Tampa	20	21	21	48460	30443	2	233	726	13681	0	0	0	Electronically	3009	
City of West Miami	5	5	5	14009	4884	47	138	141	2179	0	0	0	Electronically	731	
City of West Palm Beach	38	4	4	8393	4451	0	301	289	320	0	0	0	Electronically	329	
City of West Park	3	3	3	2116	968	56	0	0	1045	0	0	0	Electronically	49	
City of Winter Park	6	6	6	12803	8397	999999	999999	999999	1110	536	None	0	Electronically	493	

Florida Department of Highway Safety and Motor Vehicles

Appendix D: Jurisdiction Responses to Survey

Name of Jurisdiction (City or County)	Other than Traffic Crashes, please rank the following factors on importance when selecting which intersections to install red-light cameras.						Did you relocate any existing red-light cameras during the reporting period?				What factors are used to determine the success/failure of each camera location?				
Open-Ended Response	Traffic citation data	Citizen complaints	Law Enforcement Officer observations	Traffic Volume	Pedestrian safety	Other (please specify)	Response	Change in number of crashes	Change in pedestrian safety	Change in revenue	Other (please specify)	Change in number of crashes	Change in pedestrian safety	Change in revenue	Other (please specify)
Boca Raton	Very Important	Somewhat Important	Somewhat Important	Somewhat Important	Very Important		No	X				X			
Browsville Police Department	Very Important	Very Important	Very Important	Very Important	Very Important		No	X	X			X			
Campbellton	Somewhat Important	Very Important	Somewhat Important	Very Important	Very Important		No	X	X	X		X			
City of Apopka	Very Important	Somewhat Important	Somewhat Important	Very Important	Very Important		No	X	X			X			Reduction in the number of NOVs issued as a % of traffic volume.
City of Aventura	Somewhat Important	Somewhat Important	Somewhat Important	Very Important	Very Important		No	X				X			
City of Boynton Beach	Very Important	Somewhat Important	Somewhat Important	Somewhat Important	Very Important		No	X				X			Number of Violations
City of Bradenton	Very Important	Somewhat Important	Somewhat Important	Not Important	Very Important		No	X				X			
City of Clearwater	Somewhat Important	Very Important	Very Important	Somewhat Important	Very Important		No	X	X			X			
City of Clearwater	Very Important	Somewhat Important	Somewhat Important	Somewhat Important	Somewhat Important		No	X				X			Reduced number of violations
City of Cocoa Beach	Somewhat Important	Very Important	Very Important	Somewhat Important	Very Important		No	X				X			
City of Doral Police Department	Very Important	Very Important	Very Important	Very Important	Very Important		No	X	X			X			
City of Groveland	Not Important	Very Important	Very Important	Very Important	Very Important		No	X				X			
City of Gulf Breeze	Somewhat Important	Very Important	Very Important	Very Important	Very Important		No	X				X			
City of Gulf Breeze	Somewhat Important	Very Important	Very Important	Very Important	Very Important		No	X				X			
City of Gulfport	Somewhat Important	Very Important	Somewhat Important	Somewhat Important	Somewhat Important		No	X				X			Reduction in Notices issued and change in driving behavior
City of Haines City, Polk County	Somewhat Important	Very Important	Very Important	Very Important	Very Important	changing driving behavior	No	X				X			
City of Hallandale Beach	Somewhat Important	Somewhat Important	Somewhat Important	Very Important	Very Important		No	X	X			X			
City of Holly Hill	Somewhat Important	Somewhat Important	Very Important	Very Important	Very Important		No	X				X			
City of Hollywood	Somewhat Important	Somewhat Important	Very Important	Very Important	Very Important	same intersections since 2009 not a part of original selection	No	X				X			reduction of violations
City of Homestead	Not Important	N/A	N/A	Very Important	Somewhat Important		No	X				X			
City of Kissimmee	Very Important	Somewhat Important	Somewhat Important	Somewhat Important	Somewhat Important	Traffic Crash Data	No	X				X			
City of Marjate	Not Important	Very Important	Somewhat Important	Somewhat Important	Very Important		No	X				X			
City of Miami	Very Important	Very Important	Somewhat Important	Not Important	Very Important		No	X				X			
City of Miami Gardens	Somewhat Important	Somewhat Important	Somewhat Important	Very Important	Very Important		No	X				X			
City of New Port Richey	Somewhat Important	Very Important	Very Important	Very Important	Very Important		No	X				X			Reduction in number of violations
City of North Miami Beach	Somewhat Important	Very Important	Very Important	Very Important	Very Important		No	X				X			
City of Oldsmar	Very Important	Very Important	Very Important	Very Important	Very Important	Severity of crash data	No	X				X			N/A - we haven't moved any.
City of Orlando	Somewhat Important	Not Important	Not Important	Not Important	Somewhat Important		No	X				X			Drop in number of violations
City of Port Richey	Very Important	Very Important	Very Important	Very Important	Very Important		No	X	X			X			
City of Sarasota	Very Important	Somewhat Important	Somewhat Important	N/A	Somewhat Important		No	X				X			
City of South Pasadena	Very Important	Very Important	N/A	Very Important	Very Important		No	X				X			Change in number of violations issued
City of St. Petersburg	N/A	N/A	N/A	N/A	N/A	Please see attached "Question 13"	No	X				X			Please see attached "Question 15"
City of Sweetwater	Somewhat Important	Somewhat Important	Very Important	Very Important	Very Important		No	X	X			X			
City of Tallahassee	Very Important	Somewhat Important	Very Important	Somewhat Important	Very Important		No	X				X			Change in number of red light violations
City of Tamarac	Somewhat Important	Somewhat Important	Somewhat Important	Somewhat Important	Very Important		No	X	X			X			
City of Tampa	Very Important	Very Important	Very Important	Somewhat Important	Very Important		No	X	X			X			
City of West Miami	Very Important	Somewhat Important	Very Important	Somewhat Important	Very Important		No	X	X			X			
City of West Palm Beach	Very Important	Somewhat Important	Somewhat Important	Somewhat Important	Very Important		No	X	X			X			
City of West Palm	Somewhat Important	Somewhat Important	Somewhat Important	Very Important	Very Important		No	X				X			Decrease in the number of violations
City of Winter Park	Very Important	Somewhat Important	Somewhat Important	Very Important	Very Important		No	X	X			X			

Appendix D: Jurisdiction Responses to Survey

Name of Jurisdiction (City or County)	Who reviews contested Notices of Violation? (select all that apply)				Who issues Uniform Traffic Citations if Notices of Violation are unpaid? (select all that apply)			
	Law Enforcement Officer	Non-sworn government employee	Non-sworn contractor employee	Other (please specify)	Law Enforcement Officer	Non-sworn government employee	Non-sworn contractor employee	Other (please specify)
Open-Ended Response								
Boca Raton	X				X			
Brooksville Police Department	X				X			
Campbellton	X				X			
City of Apopka	X				X			
City of Aventura	X				X			
City of Boynton Beach	X	X			X	X		
City of Bradenton	X				X			
City of Clearwater	X				X			
City of Clewiston	X	X			X	X		
City of Cocoa Beach	X				X			
City of Doral Police Department	X				X			
City of Groveland	X	X			X	X		
City of Gulf Breeze	X				X			
City of Gulfport	X				X			
City of Haines City, Polk County	X			Hearing Officer and Clerk during the Hearings	X			Mailed out by an automated system
City of Hallandale Beach	X							Contractor via request from LEO.
City of Holly Hill	X			Hearing Officer	X			American Traffic Solutions (ATS)-Printed & mailed by ATS
City of Hollywood	X	X			X	X		
City of Homestead	X		X		X			
City of Kissimmee	X	X			X	X		
City of Margate	X		X		X			Traffic Infraction Enforcement Officers
City of Miami	X				X			
City of Miami Gardens	X	X			X	X		
City of New Port Richey	X	X		Special Magistrate contracted by the City	X		X	
City of North Miami Beach	X	X			X	X		
City of Oldsmar				Special Magistrate	X			Vendor who processes the NOVs.
City of Orlando		X		Hearing Officer		X		
City of Port Richey	X	X			X	X		
City of Sarasota	X				X			
City of South Pasadena	X		X		X		X	
City of St. Petersburg	X			Local Hearing Officer per State Statute	X	X		
City of Sweetwater	X				X			
City of Tallahassee	X				X			
City of Tamarac	X	X			X	X		
City of Tampa				Traffic Hearing Magistrate	X			
City of West Miami	X				X			
City of West Palm Beach		X				X		
City of Winter Park	X	X				X		

Florida Department of Highway Safety and Motor Vehicles

Appendix D: Jurisdiction Responses to Survey

Name of Jurisdiction (City or County)	Who reviews the camera images before Notices of Violation are issued? (select all that apply)	Do you issue Notices of Violation (through red light camera detection) for persons making right turns on red signals?	How many Notices of Violation were issued for right turns on red during the reporting period? (July 1, 2014- June 30, 2015)			
Open-Ended Response	Law Enforcement Officer	Non-sworn government employee	Non-sworn contractor employee	Other (please specify)	Response	Open-Ended Response
Boca Raton	X				Yes	536
Brooksville Police Department	X				Yes	No method exists or collecting this data
Campbellton	X				Yes	27
City of Apopka	X				Yes	13280
City of Aventura	X		X		Yes	23816
City of Bayside Beach	X	X			No	
City of Bradenton	X				Yes	4666 (estimated)
City of Clearwater	X				No	
City of Clearwater	X				Yes	
City of Clearwater	X				Yes	5
City of Clearwater	X				Yes	1271
City of Cocoa Beach	X				No	
City of Doral Police Department	X				No	
City of Groveland	X		X		Yes	45
City of Gulf Breeze	X				No	
City of Gulfport	X				Yes	713
City of Haines City, Polk County	X		X		Only issued if approved by Law Enforcement	
City of Hollywood	X				American Traffic Solutions (ATS) does initial review, Agency validates	3676
City of Hollywood	X				Yes	
City of Homestead	X				Yes	4272
City of Kissimmee	X				Yes	3350
City of Kissimmee	X		X		No	
City of Margate	X				Traffic Infraction Enforcement officers	
City of Miami	X				No	
City of Miami	X				Yes	62659
City of Miami Gardens	X					
City of Miami Gardens	X				Yes	
City of New Port Richey	X		X		Yes	2033
City of North Miami Beach	X	X			No	
City of Oldemar	X		X		Yes	55
City of Oldemar	X				Yes	
City of Orlando	X		X		No	
City of Port Richey	X	X			No	
City of Sarasota	X				Yes	7623
City of South Pasadena	X		X		Yes	158
City of St. Petersburg	X	X			Yes	1206
City of Sweetwater	X				Yes	20478
City of Tallahassee	X		X		Yes	Not tracked
City of Tamarac	X		X		Yes	11954
City of Tampa	X				Yes	6845
City of West Miami	X				Yes	9345
City of West Palm Beach	X	X			No	
City of West Park	X	X			No	
City of Winter Park	X		X		Yes	Not Complied

Appendix D: Jurisdiction Responses to Survey

Open-Ended Response	Open-Ended Response	HALO technology (intelligent collision prevention system)	Restriping	Engineering	Increased signage	Lighting	HALO technology (intelligent collision prevention system)	Restriping	Engineering	Increased signage	Lighting
Statute 316.0083(1)(a), F.S., provides that "A notice of violation and a traffic citation may not be issued for failure to stop at a red light if the driver is making a right-hand turn in a careful and prudent manner at an intersection where right-hand turns are permissible." As this statute does not define "careful and prudent manner", please provide the definition used by your jurisdiction when determining if a violation should be issued.	Open-Ended Response										
Beaumont	The vehicle caused a potential hazard to other vehicles or pedestrians.		X								
Brooksville Police Department	Violations exceeding 10mph			X						X	
Campbellton	When 2nd vehicle has to slow to avoid a crash with violator		X								
City of Apopka	Having regard for angle, width, grade, curves, corners, vehicles, pedestrians and all other attendant circumstances, including but not limited to spread and visual obstructions, so as not to endanger the life, limb, or property of any person. Note: Damage or injury does not have to occur in order for an event to be considered NOT careful and prudent.		X	X	X	X					X
City of Aventura	vehicle stops before, at or after the stop bar before turning right at the intersection										
City of Boynton Beach											
City of Bradenton	Careful and prudent manner would be coming to a complete stop, ensuring that the driver of the vehicle had enough time to look at oncoming traffic to determine if it was clear to proceed.		X								
City of Clearwater	Careful and prudent manner is defined by our jurisdiction by the vehicle coming to a complete stop then proceeding as long as the flow of traffic allows.				X						
City of Clearwater	Taking into account the speed of the vehicle while turning, if there are pedestrians in the area, the length of time that the light has been red.										
City of Cocoa Beach	As long as it's safe and doesn't effect other vehicles traveling in that direction.		X								
City of Doral Police Department	A review is triggered if the vehicle's minimum speed at the final point of measurement before entering intersection is at least 14 mph. At that point, the issuing officer has discretion to determine careful and prudent.		X	X	X	X					
City of Gulf Breeze											
City of Gulfport											
City of Haines City, Polk County	The combination of speed, proximity of other traffic, and or proximity of pedestrians, is considered to determine whether turn was careful and prudent.		X								X
City of Hallandale Beach											
City of Holly Hill											
City of Hollywood	As it relates to right hand turn on red, the intersection must have signage stating "No turn on red" in order for a violation to be issued.			X							
City of Homestead	Reviewing Officer determination, officers are instructed to only issue notices had they been present at the intersection and would have issued a UTC for the same violation for running the red light.				X						
City of Kissimmee	We only issue right turn on red violations at one intersection. That intersection is posted no right turn on red with two signs prohibiting the right turn. One of the two signs is electronic and lights up when the light is red.				X						
City of Margate											
City of Miami	Violations are issued for right turns on red whenever the driver operates a vehicle in a continual motion without regard for oncoming, opposing or pending traffic at an intersection. The violation is also issued whenever the operator fails to slow, stop or yield to any pedestrian, or vehicle making a U-turn at a perpendicular angle.										
City of Miami Gardens	Our traffic enforcement specialists review all potential violations where motorists cross the stop bar at 15 MPH or more. The traffic enforcement officer considers the totality of the circumstances to determine if a violation occurred. A notice of violation is issued when the motorist proceeds to make the turn without slowing down, or causes other motorists to brake or take evasive action.		X	X	X	X					X
City of New Port Richey											
City of North Miami Beach											
City of Okeechobee	Less than 12 mph and determination by TIEO on statute compliance.		X	X	X	X					X
City of Orlando			X								
City of Port Richey	Only Posted Intersections Per the Hearing Officer: as long as the right turn does not violate the right of way of other vehicle or pedestrian traffic.										
City of Sarasota	This is defined by the law enforcement officer who issues the violations and by the Special Magistrate who presides over hearings for contested violations based on the individual circumstances.				X						
City of South Pasadena											
City of St. Petersburg	See attached "Question 21"										
City of Sweetwater	As a general rule, the Tallahassee Police Department uses the term "careful & prudent manner" as not negatively affecting pedestrians and other vehicles.		X	X							
City of Tallahassee											
City of Tamarac	Does not apply to City of Tamarac. Right turns on red are only enforced at the location which is posted "No Turn On Red"									X	X
City of Tampa	Where the violator vehicle making the right on red against a solid red light does not interfere with oncoming traffic and/or pedestrians so as to constitute a hazard.										
City of West Miami	If the reviewing officer were standing at the intersection and observed the violation, would he/she issue the driver a regular written UTC? If so, then it is also a Red Light Camera violation.		X	X	X	X					
City of West Palm Beach											
City of West Park											
City of Winter Park	You can make a turn in a "careful and prudent manner" after coming to a complete stop pursuant to the directives of Florida Statute 316.075. However, our officers use their discretion when reviewing the violations and do not issue violations to anyone going under 12 MPH during a right turn unless aggravating circumstances exist.										X

Florida Department of Highway Safety and Motor Vehicles

Appendix D: Jurisdiction Responses to Survey

Name of Jurisdiction (City or County)	What action(s) has your jurisdiction taken to improve safety measures as a result of your red light camera program?	Other (please specify)	Is your jurisdiction continuing the red light camera program in Fiscal Year 2015-2016?	Has red light camera footage been used to investigate other crimes?	Response	If yes, please provide additional details.	Open-Ended Response
Open-Ended Response			Response	Response	Open-Ended Response	Open-Ended Response	Open-Ended Response
Boca Raton			No	Yes	16		None
Brooksville Police Department			Yes	No	N/A		N/A
Campbellton			No	Yes			N/A
City of Apopka			Yes	Yes			N/A
City of Aventura			Yes	Yes			Question 18 - only a Law Enforcement Officer makes a determination as to whether a violation has occurred
City of Boynton Beach	Officers have increased presence by patrolling more through the intersections		Yes	Yes			Red Light Cameras are back Online and program is moving forward. Some information I do not have access to and have asked our vendor for information to better answer the questions. Answers provided are to the best of my ability and may contain some errors. Right turn on red violations include intersections where right turns on red are not permitted and the intersections include signage.
City of Bradenton			Yes	Yes			N/A
City of Clearwater			Yes	Yes			N/A
City of Clewiston			Yes	Yes			N/A
City of Cocoa Beach	None		No	Yes			N/A
City of Doron Police Department			No	No			Please be advised we do not have complete data N/A has been provided because our cameras have been off since 01/15
City of Groveland			Yes	No			N/A
City of Gulf Breeze	Extended the amber time 10% beyond minimum required by FDOT.		Yes	No			N/A
City of Gulfport			Yes	Yes			N/A
City of Haines City, Polk County			Yes	Yes			q.20 additional signage has been placed at the intersections where the cameras are present.
City of Hallandale Beach			No	Yes			N/A
City of Hialeah Hill			No	Yes			N/A
City of Hollywood			No	Yes			Regarding question #9, 162 cases was rescheduled. Regarding question #23, our Red Light Camera Program is currently suspended as of March 6, 2015 and at this time it is unknown if it will be reinstated for the Fiscal Year of 2015-2016
City of Homestead	none		Yes	Yes			#23 Pending contract renewal after Nov 2015
City of Kissimmee	not applicable		Yes	Yes			not applicable
City of Margate			No	Yes			None
City of Miami	Contact FDOT to study intersections for layout and signage		Yes	Yes			423 Video Requests were submitted
City of Miami Gardens			Yes	Yes			N/A
City of New Port Richey			Yes	Yes			Question 18. The footage of potential violations are forwarded to our department by a contractor based upon specific business rules provided by our department. When the footage is received, it is reviewed by our traffic enforcement specialist who determines if a notice of violations should be issued.
City of North Miami Beach	None		Yes	Yes	15		N/A
City of Oldsmar	Reflective backplates on traffic signals with and without red light cameras. LED street lighting was improved prior to red light camera installation.		No	Yes			Attem vs. City of Hollywood. Cameras operational, but Sheriff (TIO) is not processing, citing 4th DCA ruling. City invoking Budget Appropriations Clause in contract for FY 15/16, program will not be funded.
City of Orlando			Yes	Yes			None
City of Port Richey			Yes	Yes			Requested in forms of public record and used for in house and other agency investigations regarding traffic and other crimes
City of Sarasota			Yes	Yes			None
City of South Pasadena			Yes	Yes			N/A
City of St. Petersburg			No	Yes			N/A
City of Sweetwater			Yes	Yes			N/A
City of Tallahassee	Installation of reflective traffic signal back plates		No	Yes			N/A
City of Tamarac			Yes	Yes			Numbers 16-18: non-sworn government employee is a certified traffic infraction enforcement officer. Number 19: only at locations posted "No Turn on Red". Number 22: No data available from Broward County Traffic Engineering stating improvements made were a result of red light camera program.
City of Tampa			Yes	Yes			N/A
City of West Miami			Yes	Yes			This includes for our City and also neighboring jurisdictions.
City of West Palm Beach			No	Yes			Hit & Runs, stolen cars, homicides, traffic homicides
City of West Park	None during this time frame		Yes	Yes			N/A
City of Winter Park			Yes	Yes			None

Florida Department of Highway Safety and Motor Vehicles

Appendix D: Jurisdiction Responses to Survey

Name of Jurisdiction (City or County)	As of July 1, 2014, at how many were red-light cameras operational?		Please provide the following information regarding Notices of Violation issued for red-light camera violations in your jurisdiction between July 1, 2014 and June 30, 2015.										How many registration holds did your jurisdiction request as a result of red-light camera violations during the reporting period (July 1, 2014 - June 30, 2015)?		How does your jurisdiction submit crash data to the Department?	In order to identify the number of repeat offenders, please provide the number of distinct vehicle owners issued Notices of Violation for multiple red-light camera violations.
	Open-Ended Response	Open-Ended Response	Total #	# Paid	# Contested & pending	# Contested & dismissed	# Contested & upheld	# Issued as UTC	# Pending issuance as UTC	Open-Ended Response	Open-Ended Response					
CLERMONT	4	4	9262	6792	88	445	931	3076	10	0	Electronically	NO DATA AVAILABLE				
Coral Gables	4	4	5098	3345	1	3	27	1266	3	unknown	Both	90				
CORAL SPRINGS	6	0	463	287	0	0	0	169	0	UNKNOWN	Both	5				
Culter Bay	2	2	3791	2022	19	10	103	1522	0	18	Electronically	108				
Edgewater Police Dept	2	2	6507	3914	4	16	32	1113	620	8	Electronically	389				
Fort Lauderdale / Broward County	20	0	14789	9026	182	27	185	3148	0	1	Both	502				
Green Cove Springs	3	3	6696	4837	0	19	104	1492	1	22	Both	257				
Hillsborough County	6	6	23314	15545	229	19	221	4846	0	83	Electronically	838				
Jacksonville	19	26	34503	27062	66	1848	112	3906	145	0	Electronically	2220				
Lakeland, Polk County	10	10	14816	9381	0	203	2452	4414	0	288	Electronically	999				
Maitland	2	1	11501	8555	4	4	21	1561	1367	0	Electronically	427				
Manatee County Government	5	5	9970	7630	9	66	63	1819	107	Our office does not perform registration holds.		236				
Miami Beach	9	8	17947	10789	0	0	0	1371	24	15	Electronically	1135				
Miami Springs	3	4	9233	5846	31	21	112	1007	290	64	Electronically	265				
Milton Police Dept., Milton FL	3	3	2618	1830	0	2	28	419	0	9	Paper	74				
North Miami	11	11	38177	17616	1064	181	838	14943	1000	1000	Both	3257				
Ocoee	6	6	14600	9264	1	44	292	4404	0	0	Electronically	969 total repeats 827 rcvd 2 notices 142 rcvd 3 notices				
Orange County	34	36	58935	35032	61	1041	304	19122	524	0	Electronically	3232				
Osceola County	9	9	5473	3363	0	11	26	1177	0	0	Electronically	176				
Palatka	6	6	4882	3252	73	186	113	1328	51	0	Electronically	34				
Palm Coast	23	4	7783	5019	5	67	175	184	0	0	Electronically	502				
SUNRISE	10	10	16573	9908	0	23	248	4653	598	0	Electronically	1243				
Temple Terrace	3	3	6304	3778	65	13	48	1463	60	0	Electronically	291 total				
The City of Daytona Beach	7	None	4098	3162	0	0	0	1075	0	0	Electronically	0				
Town of Davie	8	7	4657	2633	31	24	113	1268	0	0	Paper	94				
Town of Juno Beach	4	0	502	349	2	10	11	140	0	0	Electronically	494				
Town of Kenneth City	4	4	6251	4246	6	19	95	1633	19	0	Electronically	283				
Town of Madley	3	3	10905	7949	90	28	94	1050	0	0	Electronically	574				
Town of Orange Park	3	3	6454	4380	0	11	77	1519	0	44	Paper	235				
TOWN OF SURFSIDE	5	5	5426	3429	2	9	39	1069	3	0	Electronically	148				
VILLAGE OF KEY BISCAWAYNE	4	4	1555	1149	95	46	152	263	32	0	Electronically	0				
Village of Pinecrest (City)	None	(4)Four	574	191	15	0	0	0	0	None	Electronically	9				

Florida Department of Highway Safety and Motor Vehicles

Appendix D: Jurisdiction Responses to Survey

Name of Jurisdiction (City or County)	Other than traffic crashes, please rank the following factors on importance when selecting which intersections to install red-light cameras.						Did you relocate any existing red-light cameras during the reporting period?				What factors are used to determine the success/failure of each camera location?			
	Traffic citation data	Citizen complaints	Law Enforcement Officer observations	Traffic Volume	Pedestrian safety	Other (please specify)	Response	Change in number of crashes	Change in pedestrian safety	Change in revenue	Other (please specify)			
CLERMONT Coral Gables CORAL SPRINGS	Very Important Somewhat Important Somewhat Important	Very Important Somewhat Important Somewhat Important	Very Important Somewhat Important Somewhat Important	Very Important Very Important Somewhat Important	Very Important Very Important Somewhat Important		No No No	X X X	X X X		CHANGE IN # OF VIOLATIONS			
Culter Bay	Very Important	Somewhat Important	Very Important	Somewhat Important	Very Important		No	X						
Edgewood Police Dept Fort Lauderdale / Broward County Green Cove Springs	Somewhat Important Very Important Somewhat Important	Somewhat Important Very Important Somewhat Important	Very Important Very Important Very Important	Somewhat Important Very Important Somewhat Important	Very Important Very Important Very Important		No No No	X X X	X X X		Reduction of Violations			
Hillsborough County Jacksonville	Very Important Not Important	Very Important Not Important	Very Important Not Important	Very Important Somewhat Important	Very Important Very Important	Vehicle Accidents	No No	X X	X X		Lower violations results in safer intersection			
Lakeland, Polk County	Somewhat Important	Very Important	Very Important	Not Important	Very Important	Major Intersections	No	X	X					
Maitland	Very Important	Somewhat Important	Somewhat Important	Very Important	Very Important		No	X	X		Change in Number of Violations			
Manatee County Government	N/A	Very Important	Very Important	N/A	N/A		No	X						
Miami Beach	Very Important	Very Important	Very Important	Very Important	Very Important		No	X	X					
Miami Springs Milton Police Dept., Milton FL	Very Important Very Important	Somewhat Important Very Important	Somewhat Important Very Important	Not Important Somewhat Important	Very Important Very Important	The number of fatality crashes or hit and run crashes that occur at an intersection or approach.	No No	X X	X X		Increase or decrease in the number of violations issued over a specific period of time.			
North Miami	Very Important	Very Important	Very Important	Very Important	Very Important		No	X	X					
Ocoee Orange County Osceola County	Very Important Somewhat Important Very Important	Somewhat Important Somewhat Important Somewhat Important	N/A Very Important Very Important	Somewhat Important Somewhat Important Very Important	Very Important Very Important Very Important		No Yes No	X X X	X X X		Change in Number of Violations			
Palatka Palm Coast	Very Important Somewhat Important	Very Important Not Important	Very Important Very Important	Somewhat Important Not Important	Very Important Very Important		No No	X X	X X					
SUNRISE	Very Important	Very Important	Very Important	Very Important	Very Important		No	X	X		Change (decrease) in violations issued			
Temple Terrace	Very Important	Somewhat Important	Somewhat Important	Very Important	Very Important		No	X	X					
The City of Daytona Beach	Very Important	Not Important	Very Important	Very Important	Very Important		No	X						
Town of Davie	Somewhat Important	Somewhat Important	Somewhat Important	Very Important	Very Important		No	X	X		Change in the number of violations			
Town of Juno Beach	Somewhat Important	Somewhat Important	Very Important	Somewhat Important	Very Important		No	X	X					
Town of Kenneth City Town of Maitley	Somewhat Important Somewhat Important	Somewhat Important Somewhat Important	Very Important Very Important	Somewhat Important Very Important	Very Important Very Important		No No	X X	X X		Determined by number of violations and UTC issued for each camera location. Change in the number of violations issued			
Town Of Orange Park	Somewhat Important	Somewhat Important	Very Important	Very Important	Very Important		No	X	X		Change in Number of citations			
TOWN OF SURFSIDE	Very Important	Very Important	Somewhat Important	Very Important	Very Important		No	X	X					
VILLAGE OF KEY BISCAYNE Village of Pinecrest (City)	Somewhat Important Somewhat Important	Very Important Very Important	Very Important Very Important	Somewhat Important Somewhat Important	Very Important Very Important		No No	X X	X X		Decrease or Increase in number of			

Appendix D: Jurisdiction Responses to Survey

Name of Jurisdiction (City or County)	Who reviews contested Notices of Violation? (select all that apply)				Who issues Uniform Traffic Citations if Notices of Violation are unpaid? (select all that apply)			
	Law Enforcement Officer	Non-sworn government employee	Non-sworn contractor employee	Other (please specify)	Law Enforcement Officer	Non-sworn government employee	Non-sworn contractor employee	Other (please specify)
CLERMONT		X		MAGISTRATE		X		
Coral Gables		X				X		
CORAL SPRINGS	X				X			
Cutter Bay	X			Special Master (Magistrate)	X			
Edgewood Police Dept		X	X			X		
Fort Lauderdale / Broward County	X	X			X			
Green Cove Springs	X				X			
Hillsborough County	X				X			
Jacksonville	X				X			
Lakeland, Polk County	X				X			
Maitland	X		X		X			
Manatee County Government	X				X			Mailed by contractor after approval by sworn law enforcement officer
Miami Beach	X			Traffic Certified Non Sworn	X		X	
Miami Springs	X	X			X	X		As of 06/23/2015, only a Law Enforcement Officer issues UTCs if NONs are unpaid.
Milton Police Dept., Milton FL			X		X			
North Miami	X			Public Service Aides	X			Public Service Aides
O'Coee	X	X			X	X		
Orange County	X	X			X			
Osceola County	X				X			
Palatka	X				X			
Palm Coast		X				X		
SUNRISE	X	X			X	X		
Temple Terrace	X				X		X	
The City of Daytona Beach	X				X			
Town of Davie			X				X	
Town of Juno Beach		X			X			
Town of Kenneth City	X				X			
Town of Medley	X				X			
Town Of Orange Park	X				X			
TOWN OF SURFSIDE	X				X			
VILLAGE OF KEY BISCAYNE	X						X	
Village of Pinecrest (City)	X				X			

Appendix D: Jurisdiction Responses to Survey

Open-Ended Response	Who reviews the camera images before Notices of Violation are issued? (select all that apply)			Other (please specify)	Do you issue Notices of Violation (through red-light camera detection) for persons making right turns on red signals?	How many Notices of Violation were issued for right turns on red during the reporting period? (July 1, 2014 - June 30, 2015)
	Law Enforcement Officer	Non-sworn government employee	Non-sworn contractor employee			
CLERMONT						
Coral Gables	X	X			Yes	NO DISTINGUISHABLE DATA
CORAL SPRINGS	X	X			No	unknown
Cutler Bay	X				No	
Edgewood Police Dept		X	X		No	
Fort Lauderdale / Broward County	X	X			No	
Green Cove Springs	X				Yes	1128
Hillsborough County	X				Yes	93
Jacksonville	X				No	
Lakeland, Polk County	X				Yes	7033
Maitland	X		X		Yes	Unknown - counts are not separated by type of violation
Manatee County Government	X				Yes	Our jurisdiction does not track those violations
Miami Beach	X			Traffic Certified Non Sworn	Yes	Not Available
Miami Springs	X	X			Yes	5384
Milton Police Dept., Milton FL	X				No	
North Miami	X		X	Public Service Aides	Yes	21839
Ocoee	X	X			Yes	11774
Orange County	X		X		Yes	220
Osceola County	X				No	
Palatka	X				Yes	1706
Palm Coast		X			Yes	1815
SUNRISE	X	X			Yes	12515
Temple Terrace	X		X		Yes	2484
The City of Daytona Beach	X	X			No	
Town of Davie			X		No	
Town of Juno Beach	X				Yes	37
Town of Kenneth City	X				Yes	1586
Town of Medley	X				Yes	5240
Town Of Orange Park	X				Yes	1035
TOWN OF SURFSIDE	X				Yes	121
VILLAGE OF KEY BISCAYNE	X				Yes	594
Village of Pinecrest (City)	X				No	

Florida Department of Highway Safety and Motor Vehicles

Appendix D: Jurisdiction Responses to Survey

Name of Jurisdiction (City or County)	Open-Ended Response	What action(s) has your jurisdiction taken to improve safety measures as a result of your red light camera program? (at intersection(s) with red light cameras)					What action(s) has your jurisdiction taken to improve safety measures as a result of your red light camera program? (at intersection(s) without red light cameras)							
		HALO technology (intelligent collision prevention system)	Restriping	Engineering	Increased signage	Lighting	HALO technology (intelligent collision prevention system)	Restriping	Engineering	Increased signage	Lighting			
CLERMONT	RIGHT HAND TURN TO BE MADE AFTER EXERCISING CAUTION BY SLOWING DOWN TO ALLOW FOR PEDESTRIANS IN CROSSWALK TO CONTINUE SAFELY AND TO ALSO GIVE RIGHT OF WAY TO ANY ONCOMING TRAFFIC													
COCAT GATLIES	More than 15 MPH approach and/or pedestrians trying to cross the intersection.													
CORAL SPRINGS														
Cutler Bay														
Edgewood Police Dept.														
Fort Lauderdale / Broward County								X						
Green Cove Springs	If there is no apparent effort to slow down or stop and the speed exceeds a minimum of 10 mph.													
Hillsborough County	HCSO maintains a 15 mph threshold for right on red violations and only possesses two intersections with right turn enforcement.													
Jacksonville														
Lakeland, Polk County	Consideration of factors for a safe turn include: People present in the area, day or night, weather conditions, wet roads, fog/smoke, number of cars on roadway, time of day, cars in intersection, speed of cars traveling, speed of violation vehicle, size of vehicles around subject car, any obstructed views etc.													
Maitland	Motorists may make a turn in a careful and prudent manner after coming to a complete stop pursuant to the directives of Florida statute 316.075. However, our officers use their discretion when reviewing the violations and do not issue violations to anyone going under 16mph during a right hand turn unless aggravating circumstances exist.													
Manatee County Government	The camera footage is viewed by a sworn law enforcement officer employed by the Manatee County Sheriff's Office. If the deputy reviewing the footage feels they would ticket the violation if they were in person at the light then they make the determination to ticket the violation from the camera.													
Manatee County Government	The vehicle must come to a stop at some point during the negotiation of the turn. The vehicle must yield to pedestrians and on-coming traffic.													
Miami Beach	The vehicle should be traveling less than 15 miles per hour. Drivers must yield the right of way to other drivers and to pedestrians attempting to cross the street within a crosswalk.													
Miami Springs														
Milton Police Dept., Milton FL														
North Miami	Traveling at a low rate of speed (Normally between 10-15mph). No pedestrians present. Not interrupting the flow of traffic.													
OCoee	Only vehicle which makes a right hand turn and fails to fully stop before the turn and is traveling faster than 12 mph at the start of the turn.													
Orange County	Only enforce right on red at locations that have a no turn on red sign when lit IF vehicle does not stop within their turn.													
Osceola County														
Palatka	Based on the preset and visual speed at the time a vehicle makes the right turn and if there are any pedestrians in the crosswalk or on the sidewalk.													
Palm Coast	maximum safe speeds per FDOT green book													
SUNRISE	A right turn on red conducted at a speed greater than 15 mph without hesitating to slow prior to initiating the turn. Consideration is given to the amount of traffic in the adjacent lanes, U-turning vehicles having the right of way, traffic on the road way, and pedestrian traffic at the intersection.													
Temple Terrace	The term "careful and prudent" is not specifically defined by Florida State Statute. It is however referred to in §316.1925 as follows: Careless driving- Any person operating a vehicle upon the streets or highways within the state shall drive the same in a careful and prudent manner, having regard for the width, grade, curves, corners, traffic, and all other attendant circumstances, so as not to endanger the life, limb, or property of any person. Failure to drive in such manner shall constitute careless driving and a violation of this section. It can therefore be inferred that making a right turn in a manner that would violate §316.1925 meets the legislated standard for issuance of a right turn violation under §316.0083.													
The City of Daytona Beach														
Town of Davis														
Town of Juno Beach	Complete stop necessary prior to proceeding with the right-hand turn when heavy vehicle traffic on the roadway the vehicle turns onto. Vehicle must not turn when pedestrians are within the crosswalk.													
Town of Kenneth City	As per local head county traffic determination right turns completed at 12 mph or higher on a right turn in not careful or prudent.													
Town of Medley	Vehicle traveling at 12 MPH or less, no pedestrians in the intersection, no cross or turning traffic affected.													
Town of Orange Park	Only one intersection is monitored. A vehicle has to pull into the bicycle lane and pass other vehicles before making the right hand turn and failing to come to a complete stop.													
TOWN OF SURFSIDE	When the vehicle in question is traveling in excess of 12 miles per hour and makes a right-hand turn without stopping or when pedestrians are present in the crosswalk and the vehicle does not come to a complete stop.													
VILLAGE OF KEY BISCAYNE	THE DRIVER OF THE VEHICLE FAILED TO MAKE A COMPLETE STOP WHEN ENTERING THE INTERSECTION WITH A RED LIGHT.													
Village of Pinecrest (City)														

Florida Department of Highway Safety and Motor Vehicles

Appendix D: Jurisdiction Responses to Survey

Name of Jurisdiction (City or County)	What action(s) has your jurisdiction taken to improve safety measures as a result of your red light camera program?	Is your jurisdiction continuing the red light camera program in Fiscal Year 2015-2016?	Has red light camera footage been used to investigate other crimes?	Open-Ended Response	Open-Ended Response	Open-Ended Response
Open-Ended Response	Other (please specify)	Response	Response	Open-Ended Response	Open-Ended Response	Open-Ended Response
CLERMONT		Yes	Yes	TRAFFIC CRASH INVESTIGATIONS	VIDEO EVIDENCE OF INCIDENT	
Coral Gables	None	Yes	Yes	Murder, hit and runs, fleeing officers	Traffic homicide investigations	
CORAL SPRINGS	NA	No	Yes	SUSPECT VEHICLE'S DIRECTION OF TRAVEL AND POSSIBLE TAG NUMBERS	#9 - ANSWERS WITH ZERO WERE NO LONGER AVAILABLE	
Culter Bay	N/A	Yes	Yes	Accident, robbery, shooting, homicides have all had videos from cameras pulled for police investigation.	When an incident occurs, the red light camera footage is used a lot to view direction of travel, car make/model, or who is at fault	
Edgewood Police Dept	N/A	Yes	Yes	Burglaries, Robberies, Traffic Accident, hit & runs, Fleeting and eluding cases	Since June 2011, red light camera footage has assisted official investigations 170 times.	
Fort Lauderdale / Broward County		Yes	Yes	Used to investigate some Criminal incidents and some Traffic Crashes	NA	
Green Cove Springs		Yes	Yes		NA	
Hillsborough County	None during this survey period	Yes	Yes	Surveillance has been reviewed 34 times	None	
Jacksonville		Yes	Yes	Homicides, Batteries, Missing Person, Robbery, Traffic Homicides, Burglary	None	
Lakeland, Polk County		Yes	Yes	166 incidents of pulling videos for traffic accidents, felony crimes, and general investigations.	None Noted	
Maitland	Signal retiming to intersections with and without red light cameras	Yes	Yes	Footage has been used in furtherance of traffic crash investigations and routinely reviewed by criminal investigators to help gather leads for a multitude of criminal acts	N/A	
Manatee County Government		Yes	Yes	Red light camera video has been used for traffic crashes involving injuries and homicides for time line and suspect identification.	N/A	
Miami Beach		Yes	Yes	Has been used in hit and run and Fraud Investigations	Question 9 - Values denoted as zero were not available	
Miami Springs	FDOT is currently upgrading both types of intersections as part of their infrastructure improvement plans.	Yes	Yes	During the reporting period, footage from RLCs was requested 60 times for crash investigations (one involving a fatality), hit and run investigations, and for other criminal investigations (i.e. robberies, thefts, etc.). Since the program's inception in 2011, RLC footage has assisted official investigations 133 times.	QUESTION #17 - As of 6/23/2015, only a Law Enforcement Officer issues UTCs if NOVs are unpaid.	
Milton Police Dept., Milton FL		Yes	Yes	For revision of accidents occurring at the intersections well as to assist in Robbery, Homicide, etc	Assist other agencies such as PHP	
North Miami		No	Yes	Hit and runs, traffic stops, homicides, missing persons, stolen vehicles etc.	RLC provide vehicle descriptions for hit and run vehicles. In some cases, it can provide owner information etc.	
OCcoee		Yes	Yes	56 traffic investigations, 1 TH, 17 general invest, 3 shootings and 4 homicides	n/a	
Orange County		Yes	Yes	Assault, crashes, and homicide investigations	n/a	
Osceola County	No action has been taken	Yes	Yes	Homicide, Robbery, Shootings, Assaults, Fatal crashes	none	
Palm Beach		Yes	Yes	Has been used several times to investigate vehicle crashes to determine who the at fault driver was.	Cameras have been used several times to attempt to locate suspect vehicles in other crimes.	
Palm Coast		Yes	Yes	Hit & run, bank robbers, stolen vehicle	none	
SUNRISE		Yes	Yes	Footage from our cameras was requested 62 times during this time frame. Footage has been used during various criminal investigations including murder, kidnapping, robbery, and burglary. Video footage has also been used extensively during various crash investigations including fatalities. Motorists are also requested footage for civil actions relating to their traffic crashes.	none	
Temple Terrace		No	Yes	Video was requested 34 times from the vendor for police investigations related to hit and run crashes, fatality crashes, robberies, shootings and homicides.	The City of Temple Terrace discontinued our program effective June 21, 2015.	
The City of Daytona Beach	Nothing	No	Yes	To do further investigation of some fleeing crimes, hit and run crashes and tagged some videos as evidence in cases. We also changed to the BOLO method where we have been looking for vehicles in robberies and even homicide.	See number 23.	
Town of Davie	Lighted Message Boards	Yes	Yes	During this time period, video has been requested 64 times to assist in the investigation of crimes from hit & run accidents to vehicular homicide.	Some calculations were done manually as ATS tracks based on a calendar year.	
Town of Juno Beach		No	Yes	Robberies, Burglaries, and other investigations	N/A	
Town of Kenneth City	no improvements made	No	Yes	We have pulled video for other investigations such as robbery's, accidents, and other types of investigations.	Red light camera enforcement will be discontinued as of September 2015.	
Town of Medley	None	Yes	Yes	13 Requests for video to assist in investigations	N/A	
Town of Orange Park	na	Yes	Yes	Red light camera footage has been used 13 times during the reporting period to investigate other crimes.	na	
TOWN OF SURFSIDE	none	Yes	Yes	We have used the footage to investigate hit and runs, theft, battery and other types of crimes	na	
VILLAGE OF KEY BISCAYNE		Yes	Yes	VIDEO HAS BEEN USED FOR ACCIDENTS AND OTHER MISCELLANEOUS CRIMES WHERE A VEHICLE WAS INVOLVED.	N/A	
Village of Pinecrest (City)	None, program initiated on June 10, 2015	Yes	Yes	DUI crash caught on video while running the red light	Red Light Camera Program in its infancy, initiated on June 10, 2015	